

PNC KANPUR  
HIGHWAYS LIMITED  
AUDITED BALANCE  
SHEET  
F.Y. 2024-25

Auditor: Raj Har Gopal & Co. Delhi.

Date of Signing: 28-05-2025

**INDEPENDENT AUDITOR'S REPORT**

To the Members of **PNC KANPUR HIGHWAYS LIMITED**

**Report on the Audit of the IND AS Financial Statements**

**Opinion**

We have audited the IndAS financial statements of PNC Kanpur Highways Limited (the "company"), which comprises Balance Sheet as at 31st March 2025, the statement of Profit and Loss (including statement of Other Comprehensive Income, statement of cash flows and Statement of changes in Equity for the year then ended on that date, and notes to the Ind AS Financial Statements summary of significant accounting policies and other explanatory information.

In our opinion and to the best of our information and according to the explanations given to us, the aforesaid Ind AS financial statements give the information required by the Companies Act, 2013 (the Act) in the manner so required and give a true and fair view in conformity with the Indian Accounting Standards prescribed under section 133 of the Act read with the Companies (Indian Accounting Standards) Rules, 2015, as amended, ("Ind AS") and other accounting principles generally accepted in India, of the state of affairs of the Company as at March 31, 2025, and the statement of Profit and Loss including statement of Other Comprehensive Income, and statement of cash flows and Statement of changes in Equity for the year the ended on that date.

**Basis for Opinion**

We conducted our audit in accordance with the Standards on Auditing (SAs) specified under section 143(10) of the Companies Act, 2013. Our responsibilities under those Standards are further described in the Auditor's Responsibilities for The Audit of Ind AS Financial Statements section of our report. We are independent of the Company in accordance with the Code of Ethics issued by the Institute of Chartered Accountants of India together with the ethical requirements that are relevant to our audit of the Ind AS Financial Statements under the provisions of the Act and the Rules thereunder, and we have fulfilled our other ethical responsibilities in accordance with these requirements and the Code of Ethics. We believe that the audit evidence we have obtained is sufficient and appropriate to provide a basis for our opinion on the financial statements.

**Information Other than the Financial Statements and Auditor's Report Thereon**

The Company's Board of Directors is responsible for the preparation of the other information. The other information comprises the information included in the Management Discussion and Analysis, Board's Report including Annexures to Board's Report, Business Responsibility Report, Corporate Governance and Shareholder's Information, but does not include the Ind AS financial statements and our auditor's report thereon.

Our opinion on the Ind AS financial statements does not cover the other information and we do not express any form of assurance conclusion thereon.

In connection with our audit of the Ind AS financial statements, our responsibility is to read the other information and, in doing so, consider whether the other information is materially inconsistent with

the financial statements or our knowledge obtained during the course of our audit or otherwise appears to be materially misstated.

If, based on the work we have performed, we conclude that there is a material misstatement of this other information, we are required to report that fact. We have nothing to report in this regard

### **Responsibility of Management for IND AS Financial Statements**

The company's Board of Directors is responsible for the matters stated in section of 134(5) of the Act, with respect to the preparation of these Ind AS Financial Statements that give a true and fair view of the financial position, financial performance, changes in equity and cash flows of the Company in accordance with the Ind AS and other accounting principles generally accepted in India. This responsibility also includes maintenance of adequate accounting records in accordance with the provisions of the Act for safeguarding of the assets of the Company and for preventing and detecting frauds and other irregularities; selection and application of appropriate accounting policies; making judgments and estimates that are reasonable and prudent; and design, implementation and maintenance of adequate internal financial controls, that were operating effectively for ensuring the accuracy and completeness of the accounting records, relevant to the preparation and presentation of the financial statement that give a true and fair view and are free from material misstatement, whether due to fraud or error.

In preparing the Ind AS Financial Statements, management is responsible for assessing the company's ability to continue as going concern, disclosing, as applicable matters related to going concern and using the going concern basis of accounting unless management either intends to liquidate the Company or to cease operations, or has no realistic alternative but to do so.

The Board of Directors are also responsible for overseeing the company's financial reporting process.

### **Auditor's Responsibilities for Audit of IND AS Financial Statements**

Our objectives are to obtain reasonable assurance about whether the IND AS Financial Statements as a whole are free from material misstatement, whether due to fraud or error, and to issue an auditor's report that includes our opinion. Reasonable assurance is a high level of assurance, but is not a guarantee that an audit conducted in accordance with SAs will always detect a material misstatement when it exists. Misstatements can arise from fraud or error and are considered material if, individually or in the aggregate, they could reasonably be expected to influence the economic decisions of users taken on the basis of these IND AS Financial Statements.

We give in "Annexure A" a detailed description of Auditor's responsibilities for Audit of the Ind AS Financial Statements.

### **Report on Other Legal and Regulatory Requirements**

1. As required by the companies (auditor's report ) rules,2016("the order")issued by the central Government of India in terms of the sub section (11) of the section 143 of the act , we give in the **Annexure B** , a statement on the matters specified in paragraph 3 and 4 of the order.
2. As required by Section 143(3) of the Act, we report that:
  - a. We have sought and obtained all the information and explanations which to the best of our knowledge and belief were necessary for the purposes of our audit.



- b. In our opinion, proper books of account as required by law have been kept by the Company so far as it appears from our examination of those books.
- c. The Balance Sheet, the statement of Profit and Loss including statement of Other Comprehensive Income, and statement of cash flows and Statement of changes in Equity for the year then ended, and notes to the IND AS Financial Statements summary of significant accounting policies and other explanatory information dealt with in this report are in agreement with the books of accounts.
- d. In our opinion, the aforesaid Ind AS Financial Statements comply with the Accounting Standards specified under Section 133 of the Act, read with Rule 7 of the Companies (Accounts) Rules, 2014.
- e. On the basis of the written representations received from the directors as on 31st March, 2025 taken on record by the Board of Directors, none of the directors is disqualified as on 31st March, 2025 from being appointed as a director in terms of Section 164 (2) of the Act.
- f. With respect to the adequacy of the internal financial controls over financial reporting of the Company and the operating effectiveness of such controls, refer to our separate Report in **Annexure C**. Our report expresses an unmodified opinion on the adequacy and operating effectiveness of the Company's internal financial controls over financial reporting.
- g. With respect to the other matters to be included in Auditor's Report in accordance with Rule 11 of the Companies (Audit and Auditors) Rules, 2014, in our opinion and to the best of our information and according to the explanations given to us:
- a. The Company did not have any pending litigations which effects its financial position in its IND AS Financial Statements.
- b. the Company did not have any long-term contracts including derivative contracts for which there were any material foreseeable losses
- c. there were no amounts which were required to be transferred to the Investor Education and Protection Fund by the Company
- d. (i) the management has represented that, to the best of it's knowledge and belief, other than as disclosed in the notes to the accounts, no funds have been advanced or loaned or invested (either from borrowed funds or share premium or any other sources or kind of funds) by the company to or in any other person(s) or entity(ies), including foreign entities ("Intermediaries"), with the understanding, whether recorded in writing or otherwise, that the Intermediary shall, whether, directly or indirectly lend or invest in other persons or entities identified in any manner whatsoever by or on behalf of the company ("Ultimate Beneficiaries") or provide any guarantee, security or the like on behalf of the Ultimate Beneficiaries;
- (ii) the management has represented, that, to the best of it's knowledge and belief, other than as disclosed in the notes to the accounts, no funds have been received by the company from any person(s) or entity(ies), including foreign entities ("Funding Parties"), with the understanding, whether recorded in writing or otherwise, that the company shall, whether, directly or indirectly, lend or invest in other persons or entities identified in any manner whatsoever by or on behalf of the Funding Party ("Ultimate Beneficiaries") or provide any guarantee, security or the like on behalf of the Ultimate Beneficiaries; and
- (iii) Based on such audit procedures that the auditor has considered reasonable and appropriate in the circumstances, nothing has come to their notice that has caused them



to believe that the representations under sub-clause (i) and (ii) contain any material mis-statement.

- e. No dividend has been declared or paid during the year by the company.
- f. As per information and explanations given and based on our examination, which include test checks, the Company has used accounting software for maintaining its books of account which has a feature of recording audit trail (edit log) facility and the same has operated throughout the year for all the transactions recorded in the software. Further, during the course of our audit we did not come across any instance of audit trail feature being tampered with, and the audit trail has been preserved by the Company as per the statutory requirements for record retention.

For RAJ HAR GOPAL & CO.

Chartered Accountants

FRN: 002074N



CA Gopal Krishan Gupta

Partner

M.No. 081085

UDIN: 25081085BMGYGM1967

Place of Signature: Agra

Date: 28.05.2025



**ANNEXURE A TO THE INDEPENDENT AUDITOR'S REPORT ON EVEN DATE ON THE IND AS FINANCIAL STATEMENTS OF PNC KANPUR HIGHWAYS LIMITED FOR THE YEAR ENDED MARCH 31st, 2025**

**Auditor's Responsibilities for the Audit of the Ind AS Financial Statements**

As part of an audit in accordance with the Standards on Auditing (SAs) specified under Section 143(10) of the Companies Act, 2013, we exercise professional judgment and maintain professional skepticism throughout the audit. We also:

- Identify and assess the risks of material misstatement of the Ind AS Financial Statements, whether due to fraud -or error, design and perform audit procedures responsive to those risks, and obtain audit evidence that is sufficient and appropriate to provide a basis for our opinion. The risk of not detecting a material misstatement resulting from fraud is higher than for one resulting from error, as fraud may involve collusion, forgery, intentional omissions, misrepresentations, or the override of internal control.
- Obtain an understanding of internal control relevant to the audit in order to design audit procedures that are appropriate in the circumstances.
- Evaluate the appropriateness of accounting policies used and the reasonableness of accounting estimates and related disclosures made by management.
- Conclude on the appropriateness of management's use of the going concern basis of accounting and, based on the audit evidence obtained, whether a material uncertainty exists related to events or conditions that may cast significant doubt on the Company's ability to continue as a going concern. If we conclude that a material uncertainty exists, we are required to draw attention in our auditor's report to the related disclosures in the Ind AS Financial Statements or, if such disclosures are inadequate, to modify our opinion. Our conclusions are based on the audit evidence obtained up to the date of our auditor's report. However, future events or conditions may cause the Company to cease to continue as a going concern.
- Evaluate the overall presentation, structure and content of the Ind AS Financial Statements, including the disclosures, and whether the Ind AS Financial Statements represent the underlying transactions and events in a manner that achieves fair presentation.

We communicate with those charged with governance regarding, among other matters, the planned scope and timing of the audit and significant audit findings, including any significant deficiencies in internal control that we identify during our audit.

We also provide those charged with governance with a statement that we have complied with relevant ethical requirements regarding independence, and to communicate with them all relationships and other matters that may reasonably be thought to bear on our independence, and where applicable, related safeguards.

**For RAJ HAR GOPAL & CO.**

**Chartered Accountants**

**FRN: 002074N**

**CA Gopal Krishan Gupta**

**Partner**

**M.No. 081085**

**UDIN: 25081085BMGYGM1967**

**Place of Signature: Agra**

**Date: 28.05.2025**



## **"ANNEXURE B" TO THE INDEPENDENT AUDITOR'S REPORT**

Referred to in paragraph 1 under the heading 'Report on Other Legal & Regulatory Requirement' of our report of even date to the IND AS Financial Statements of the Company for the year ended 31st March, 2025

i.

- a. The Company has maintained proper records showing full particulars, including quantitative details and situation of fixed assets
- b. The Fixed Assets have been physically verified by the management in a phased manner, designed to cover all the items over a period of three years, which in our opinion, is reasonable having regard to the size of the company and nature of its business. Pursuant to the program, a portion of the fixed asset has been physically verified by the management during the year and no material discrepancies between the book's records and the physical fixed assets have been noticed.
- c. No immovable property is held in the name of the company; hence this clause is not applicable.
- d. The company has not revalued its Property, Plant and Equipment (including Right of Use assets) or intangible assets or both during the year.
- e. No proceedings have been initiated or are pending against the company for holding any benami property under the Benami Transactions (Prohibition) Act, 1988 (45 of 1988) and rules made there under.

ii. There is no Inventory in the company, hence clause (ii)(a) and (ii)(b) is not applicable.

iii. The Company has not made any investments in, provided any guarantee or security or granted any loans, secured or unsecured to companies, firms, Limited Liability partnerships or other parties covered in the Register maintained under section 189 of the Act. Accordingly, the provisions of clause 3 (iii) (a) to (f) of the Order are not applicable to the Company.

iv. In our opinion and according to the information and explanations given to us, the company has complied with the provisions of section 185 and 186 of the Companies Act, 2013 in respect of loans, investments, guarantees, and security.

v. The Company has not accepted any deposits from the public and hence the directives issued by the Reserve Bank of India and the provisions of Sections 73 to 76 or any other relevant provisions of the Act and the Companies (Acceptance of Deposit) Rules, 2015 with regard to the deposits accepted from the public are not applicable.

vi. We have broadly reviewed the Cost Records maintained by the company pursuant to the Companies (Cost Account Records) Rules, 2014 as amended and prescribed by the Central Government under sub-section (1) of Section 148 of the Act, and are of the opinion that prima facie, the prescribed cost records have been made and maintained.



- vii. (a) According to information and explanations given to us and on the basis of our examination of the books of account, and records, the Company has been generally regular in depositing undisputed statutory dues including Goods & Service Tax, Provident Fund, Employees State Insurance, Income-Tax, Sales tax, Service Tax, Duty of Customs, Duty of Excise, Value added Tax, CSS and any other statutory dues with the appropriate authorities and there are no arrears of outstanding statutory dues on the last day of the financial year concerned (31.03.2025) for a period of more than six months from the date they became payable.
- b) According to the information and explanation given to us, there are no tax dues outstanding on account of dispute
- viii. According to the records of the company examined by us and the information and explanation given to us:
- (a) The Company has not defaulted in the repayment of term loans to banks.
- (b) The company has not been declared wilful defaulter by any bank or financial institution or government or any government authority.
- (c) Funds were applied for the purpose for which the funds were obtained by the company.
- (d) The company has not taken any funds from any entity or person on account of or to meet the obligations of its subsidiaries, associates or joint ventures.
- (e) The company has not raised any loans during the year on the pledge of securities held in its subsidiaries, joint ventures or associate companies.
- ix. According to the records of the company examined by us and the information and explanation given to us:
- (a) The company has not raised moneys raised by way of initial public offer or further public offer (including debt instruments)a term loan. Hence the provisions of clause 3(x) (a) of the Order are not applicable to the company.
- (b) The company has not made any preferential allotment or private placement of shares or fully or partly convertible debentures during the year under review. Accordingly, the provisions of clause 3 (x) (b) of the Order are not applicable to the Company and hence not commented upon.
- x. Based upon the audit procedures performed and the information and explanations given by the management, we report that no fraud by the Company or on the company by its officers or employees has been noticed or reported during the year, therefore the provisions of clause 3 (xi) (a) (b) & (c) of the Order are not applicable to the Company.
- xi. The Company is not a Nidhi Company. Hence provisions of clause 3(xiii) (a,b&c) of the Order are not applicable on the company.



- xii. In our opinion, all transactions with the related parties are in compliance with section 177 and 188 of Companies Act, 2013 and the details have been disclosed in the IND AS Financial Statements as required by the applicable accounting standards.
- xiii. Based on our examination and the information and explanations given to us:  
(a) Internal audit system is commensurate with the size and nature of its business  
(b) We have considered the internal audit report during the course of our audit.
- xiv. Based upon the audit procedures performed and the information and explanations given by the management, the company has not entered into any non-cash transactions with directors or persons connected with him. Accordingly, the provisions of clause 3 (xv) of the Order are not applicable to the Company.
- xv. (a) In our opinion, the company is not required to be registered under section 45 IA of the Reserve Bank of India Act, 1934 and accordingly, the provisions of clause 3 (xvi) of the Order are not applicable to the Company.  
(b) Based on our examination and the information and explanations given to us the company has not conducted any Non-Banking Financial or Housing Finance activities without a valid Certificate of Registration (CoR) from the Reserve Bank of India as per the Reserve Bank of India Act, 1934.  
(c) The company is not a Core Investment Company (CIC) as defined in the regulations made by the Reserve Bank of India, and accordingly, the provisions of clause 3 (xvi) (c) of the Order are not applicable to the Company.  
(d) The provisions of clause 3 (xvi) (d) of the Order are not applicable to the Company.
- xvi. The company has not incurred any cash losses in the financial year and in the immediately preceding financial year.
- xvii. There has been not any resignation of the statutory auditors during the year, and accordingly, the provisions of clause 3 (xviii) of the Order are not applicable to the Company.
- xviii. According to the information and explanation given to us and on the basis of the financial ratios, ageing and expected dated of realisation of financial assets and payment of financial liabilities, other information accompanying the financial statements, our knowledge of the Board of Directors and management plans and based on our examination of the evidence supporting the assumptions, nothing has come to our attention, which causes us to believe that any material uncertainty exists as on the date of the audit report that company is not capable of meeting its liabilities existing at the date of balance sheet as and the when they fall due within a period of one year from the date of balance sheet.  
We, however, state that this is not an assurance as to the future viability of the company. We further state that our reporting is based on the facts upto the date of the audit report and we neither give any guarantee nor any assurance that all liabilities falling due within a period of one year from the balance sheet date, will get discharged by the company and when they fall due.



- xix. a) The company has not any unspent amount according to the compliances with second proviso to sub-section (5) of section 135 of the said Act and accordingly the provisions of clause 3 (xx) (a) of the Order are not applicable to the Company.
- (b) The provisions of clause 3 (xx) (b) of the Order are not applicable to the Company.

For RAJ HAR GOPAL & CO.

Chartered Accountants

FRN: 002074N



CA Gopal Krishan Gupta

Partner

M.No. 081085

UDIN: 25081085BMGYGM1967



Place of Signature: Agra

Date: 28.05.2025

**"ANNEXURE C" TO THE INDEPENDENT AUDITOR'S REPORT OF EVEN DATE ON THE IND AS FINANCIAL STATEMENT OF PNC KANPUR HIGHWAYS LIMITED**

**Report on the Internal Financial Controls under Clause (i) of Sub-section 3 of Section 143 of the Companies Act, 2013 ("the Act")**

We have audited the internal financial controls over financial reporting of PNC Kanpur Highways Limited as of March 31, 2025 in conjunction with our audit of the Ind AS Financial Statements of the Company for the year ended on that date.

**Management's Responsibility for Internal Financial Controls**

The Company's management is responsible for establishing and maintaining internal financial controls based on these responsibilities include the design, implementation and maintenance of adequate internal financial controls that were operating effectively for ensuring the orderly and efficient conduct of its business, including adherence to company's policies, the safeguarding of its assets, the prevention and detection of frauds and errors, the accuracy and completeness of the accounting records, and the timely preparation of reliable financial information, as required under the Companies Act, 2013.

**Auditors' Responsibility**

Our responsibility is to express an opinion on the Company's internal financial controls over financial reporting based on our audit. We conducted our audit in accordance with the Guidance Note on Audit of Internal Financial Controls Over Financial Reporting (the "Guidance Note") and the Standards on Auditing, issued by ICAI and deemed to be prescribed under section 143(10) of the Companies Act, 2013, to the extent applicable to an audit of internal financial controls, both applicable to an audit of Internal Financial Controls and, both issued by the Institute of Chartered Accountants of India. Those Standards and the Guidance Note require that we comply with ethical requirements and plan and perform the audit to obtain reasonable assurance about whether adequate internal financial controls over financial reporting was established and maintained and if such controls operated effectively in all material respects.

Our audit involves performing procedures to obtain audit evidence about the adequacy of the internal financial controls system over financial reporting and their operating effectiveness. Our audit of internal financial controls over financial reporting included obtaining an understanding of internal financial controls over financial reporting, assessing the risk that a material weakness exists, and testing and evaluating the design and operating effectiveness of internal control based on the assessed risk. The procedures selected depend on the auditor's judgment, including the assessment of the risks of material misstatement of the IND AS Financial Statements, whether due to fraud or error.

We believe that the audit evidence we have obtained is sufficient and appropriate to provide a basis for our audit opinion on the Company's internal financial controls system over financial reporting.



### Meaning of Internal Financial Controls over Financial Reporting

A company's internal financial control over financial reporting is a process designed to provide reasonable assurance regarding the reliability of financial reporting and the preparation of IND AS Financial Statements for external purposes in accordance with generally accepted accounting principles. A company's internal financial control over financial reporting includes those policies and procedures that

- (1) Pertain to the maintenance of records that, in reasonable detail, accurately and fairly reflect the transactions and dispositions of the assets of the company;
- (2) provide reasonable assurance that transactions are recorded as necessary to permit preparation of IND AS Financial Statements in accordance with generally accepted accounting principles, and that receipts and expenditures of the company are being made only in accordance with authorizations of management and directors of the company; and
- (3) Provide reasonable assurance regarding prevention or timely detection of unauthorized acquisition, use, or disposition of the company's assets that could have a material effect on the IND AS Financial Statements.

### Inherent Limitations of Internal Financial Controls over Financial Reporting

Because of the inherent limitations of internal financial controls over financial reporting, including the possibility of collusion or improper management override of controls, material misstatements due to error or fraud may occur and not be detected. Also, projections of any evaluation of the internal financial controls over financial reporting to future periods are subject to the risk that the internal financial control over financial reporting may become inadequate because of changes in conditions, or that the degree of compliance with the policies or procedures may deteriorate.

### Opinion

In our opinion, to the best of our information and according to the explanations given to us, the Company has, in all material respects, an adequate internal financial controls system over financial reporting and such internal financial controls over financial reporting were operating effectively as at March 31, 2025.

For RAJ HAR GOPAL & CO.

Chartered Accountants

FRN: 002074N

  
CA Gopal Krishan Gupta

Partner

M.No. 081085

UDIN: 25081085BMGYGM1967



Place of Signature: Agra

Date: 28.05.2025

(₹ in Lakhs)

Particulars	Notes	As at March 31, 2025	As at March 31, 2024
<b>ASSETS</b>			
(1) Non - current assets			
(a) Property, plant and equipment	3	14.69	18.00
(b) Intangible Asset	4	45.70	6,453.44
(c) Deferred Tax Asset (net)	5	1,332.31	1,109.13
(d) Other Non - current assets	6	568.99	566.29
<b>Sub Total (Non Current Assets)</b>		<b>1,961.69</b>	<b>8,146.86</b>
(2) Current assets			
(a) Financial assets			
(i) Trade receivables	7	552.16	207.15
(ii) Cash and cash equivalents	8	45.00	324.07
(iii) Other Bank Balances	9	2.00	2.00
(iv) Other Financial Assets	10	9.05	9.05
(b) Other current assets	11	18,950.55	4,888.63
<b>Sub Total (Current Assets)</b>		<b>19,558.76</b>	<b>5,430.90</b>
<b>Total Assets</b>		<b>21,520.45</b>	<b>13,577.76</b>
<b>EQUITY AND LIABILITIES</b>			
<b>EQUITY</b>			
(a) Equity share capital	12	6,750.00	6,750.00
(b) Other equity	13	14,067.94	5,532.31
<b>Sub Total (Equity)</b>		<b>20,817.94</b>	<b>12,282.31</b>
<b>LIABILITIES</b>			
(1) Non - current liabilities			
(a) Provisions	14	5.86	966.72
<b>Sub Total (Non Current Liabilities)</b>		<b>5.86</b>	<b>966.72</b>
(2) Current liabilities			
(a) Financial liabilities			
(i) Trade payables			
(a) Dues of micro and small enterprises	15	0.77	1.22
(b) Dues of creditor other than micro and small Enterprises		63.79	44.98
(ii) Other financial liabilities	16	86.64	245.06
(b) Other current liabilities	17	10.47	6.81
(c) Provisions (net of tax)	18	534.98	30.66
<b>Sub Total (Current Liabilities)</b>		<b>696.65</b>	<b>328.73</b>
<b>Total Equity &amp; Liabilities</b>		<b>21,520.45</b>	<b>13,577.76</b>

The accompanying notes (1-35) form an integral part of the financial statements

As per our report on even date attached

For M/s RAJ HAR GOPAL & CO.

Chartered Accountants

FRN-002074N

CA Gopal Krishan Gupta

Partner

M.No.081085

Place- Agra

Date: 28 May, 2025



For and on behalf of the Board of Directors of  
PNC Kanpur Highways Limited

Pankaj Kumar Jain  
Managing Director  
DIN- 07445462

Ashwani Rawat  
Director  
DIN- 02941309

Amrendra Singh Yadav  
Chief Financial Officer  
PAN: AASPY7628N

Naina Garg  
Company Secretary  
M.No.A39895

PNC Kanpur Highways Limited

CIN: U45400DL2011PLC212392

Statement of Profit and Loss for the year ended March 31, 2025

(₹ in Lakhs)

	Particulars	Notes	Year ended March 31, 2025	Year ended March 31, 2024
I	Revenue from Operations	19	46,524.90	9,426.32
II	Other income	20	368.47	169.95
III	<b>Total Income (I+II)</b>		<b>46,893.37</b>	<b>9,596.27</b>
IV	<b>Expenses :</b>			
	Employee benefit expense	21	615.07	693.29
	Finance Cost	22	0.47	61.71
	Depreciation and amortization expenses	23	6,413.13	3,883.08
	Other Expenses	24	29,269.74	1,267.49
	<b>Total Expenses (IV)</b>		<b>36,298.41</b>	<b>5,905.57</b>
V	<b>Profit/(Loss) before tax (III-IV)</b>		<b>10,594.96</b>	<b>3,690.70</b>
VI	<b>Tax expense :</b>			
	Current tax		2,317.61	-
	Taxes for earlier years		25.10	-
	Deferred tax	5.2	(548.87)	(332.00)
	MAT Credit Adjustment		310.03	-
VII	<b>Profit &amp; (Loss) for the year from Continuing operations (V-VI)</b>		<b>8,491.09</b>	<b>4,022.70</b>
VIII	<b>Other Comprehensive Income</b>			
A	(i) Items that will not be reclassified to profit or loss			
	- Actuarial Gain and (losses) on defined benefit plans		60.19	1.31
	(ii) Income tax relating to above items		(15.65)	(0.34)
IX	<b>Total Comprehensive Income for the year (VII + VIII)</b>		<b>8,535.63</b>	<b>4,023.67</b>
	Earning per equity share of ₹ 10 each			
	Basic & Diluted (in ₹)	25	12.58	5.96

The accompanying notes (1-35) form an integral part of the financial statements

As per our report on even date attached

For M/s RAJ HAR GOPAL & CO.

Chartered Accountants

FRN-002074N

CA Gopal Krishan Gupta

Partner

M.No.081085

Place- Agra

Date: 28 May, 2025



For and on behalf of the Board of Directors of

PNC Kanpur Highways Limited

Pankaj Kumar Jain  
Managing Director  
DIN- 07445462

Ashwani Rawat  
Director  
DIN- 02941309

Amrendra Singh Yadav  
Chief Financial Officer  
PAN: AASPY7628N

Naina Garg  
Company Secretary  
M.No.A39895

A. Equity Share Capital

( ₹ in Lakhs )

As at March 31, 2024	Changes during the year	As at March 31, 2025
6,750.00	-	6,750.00

B. Other Equity

( ₹ in Lakhs )

Particulars	Reserves & Surplus	
	Retained earnings	Total
Balance as at April 1, 2024	5,532.31	5,532.31
Profit for the year	8,491.09	8,491.09
Other Comprehensive Income	44.54	44.54
Total comprehensive income for the year	8,535.63	8,535.63
Balance as at March 31, 2025	14,067.94	14,067.94

The accompanying notes (1-35) form an integral part of the financial statements

As per our report on even date attached  
For M/s RAJ HAR GOPAL & CO.  
Chartered Accountants  
FRN-002074N



CA Gopal Krishan Gupta  
Partner  
M.No.081085  
Place- Agra  
Date: 28 May, 2025

For and on behalf of the Board of Directors of  
PNC Kanpur Highways Limited

Pankaj Kumar Jain  
Managing Director  
DIN- 07445462

Amrendra Singh Yadav  
Chief Financial Officer  
PAN: AASPY7628N

Ashwani Rawat  
Director  
DIN- 02941309

Naina Garg  
Company Secretary  
M.No.A39895

Particulars	Year ended March 31, 2025	Year ended March 31, 2024
<b>A. Cash Flow from Operating Activities</b>		
Net Profit / (Loss) before Tax & after exceptional items	10,594.96	3,690.70
Adjustment for:		
Add/(Less):		
Interest Expenses	-	59.48
Interest income	(0.17)	(77.81)
Fair valuation of mutual fund	-	13.02
Profit on sale of Mutual Fund	-	(104.68)
Depreciation	6,413.13	3,883.08
Actuarial gain/ (Loss)	60.19	1.31
<b>Operating Profit / (Loss) before working capital changes</b>	<b>17,068.11</b>	<b>7,465.10</b>
<b>Adjustment of Changes in Working Capital</b>		
Increase/ (Decrease) in trade payable	18.36	(3,203.04)
Increase/ (Decrease) in other current Liabilities	(154.75)	(2,097.21)
Increase/(Decrease) in Provisions	(456.54)	935.70
Increase/(Decrease) in Non current assets	(2.70)	(17.48)
Increase/(Decrease) in Current assets	(14,061.92)	(4,798.08)
Increase/(Decrease) in Other Receivables	(345.01)	(1.75)
<b>Cash Generated from/(used) from Operating Activities</b>	<b>2,065.55</b>	<b>(1,716.76)</b>
Direct Taxes Paid	(2,342.71)	-
<b>Cash (used in) / from operating activities before extraordinary Items</b>	<b>(277.16)</b>	<b>(1,716.76)</b>
Preliminary Expenses	-	-
<b>Cash Generated from/(used) from Operating Activities (A)</b>	<b>(277.16)</b>	<b>(1,716.76)</b>
<b>B. Cash Flow from Investing Activities</b>		
Purchase of Fixed Asset	(2.07)	(54.02)
Other Bank Balances	-	998.00
Interest income	0.16	77.81
Purchase of Investment	-	(6,213.66)
Sale of Investment	-	7,755.04
<b>Net Cash ( used in) / generated from Investing Activities (B)</b>	<b>(1.91)</b>	<b>2,563.16</b>
<b>C. Cash Flow from Financing Activities</b>		
Interest Expenses	-	(59.48)
Repayment of Term Loan	-	(661.35)
<b>Net Cash ( used in) / generated from Financing Activities (C)</b>	<b>-</b>	<b>(720.83)</b>
<b>Net Cash Increase or decrease in cash &amp; Cash equivalents (A+B+C)</b>	<b>(279.07)</b>	<b>125.57</b>
Cash & Cash equivalents in beginning	324.07	198.50
<b>Cash &amp; Cash equivalents as at the end</b>	<b>45.00</b>	<b>324.07</b>

The accompanying notes (1-35) form an integral part of the financial statements

As per our report on even date attached

For M/s RAJ HAR GOPAL & CO.

Chartered Accountants  
FRN-002074N

CA Gopal Krishan Gupta  
Partner  
M.No.081085  
Place- Agra  
Date: 28 May, 2025



For and on behalf of the Board of Directors of  
PNC Kanpur Highways Limited

Pankaj Kumar Jain  
Managing Director  
DIN- 07445462

Ashwani Rawat  
Director  
DIN- 02941309

Amrendra Singh Yadav  
Chief Financial Officer  
PAN: AASPY7628N

Naina Garg  
Company Secretary  
M.No.A39895

**PNC Kanpur Highways Limited**

**CIN: U45400DL2011PLC212392**

**Notes to financial statement as at and for the year ended March 31, 2025**

## **1. Significant Accounting Policies**

### **Company Overview:**

**Kanpur Highways Limited** (the Company) is domicile and incorporated in India and is wholly owned subsidiary Company of PNC Infra-Holdings Limited. The company has been awarded the "Two Laining with paved shoulders of Kanpur-Kabrai Section (Km. 7.430 to Km. 130.100) of NH-86 in the state of Uttar Pradesh on Design, Build, Finance, Operate and transfer (DBFOT ) Basis" and entitled to retain the collected toll fees and appropriate receivables as per the concession agreement dated 11.03.2011 with NHAI.

### **1.Basis of Preparation**

The financial statements comply in all material aspects with Indian Accounting Standards notified under Sec 133 of the Companies Act 2013(the Act) read with [Companies (Indian Accounting Standard) Rules, 2015] and other relevant provision of the Act and Rules framed there under.

The financial statements up-to year ended 31st March 2019 were prepared in accordance with the Accounting Standards notified under Companies (Accounting Standard) Rules 2006 (As Amended) and other relevant provision of the Act.

### **1.Historical Cost convention**

These Financial statements have been prepared on a historical cost basis except Certain financial assets & Liabilities measured at fair value.

## **2.Significant Accounting Policies adopted by Company in preparation of Financial Statements**

### **Property, Plant & Equipment:**

Under the previous Indian GAAP, property plant and equipment other than investment property were carried in the Balance Sheet on the basis of Historical Cost. The Company has regarded the same as deemed cost & presented same values in Ind-AS complaint financials after applying Para D5 of Appendix D of Ind-AS 101(First time adoption of Ind-AS).

Plant and equipment are stated at cost, net of accumulated depreciation and accumulated impairment losses, if any. Such cost includes the cost of replacing part of the plant and equipment and borrowing costs for long-term construction projects if the recognition criteria are met. When significant parts of plant and equipment are required to be replaced at intervals, the Group depreciates them separately based on their specific useful lives. Likewise, when a major inspection is performed, its cost is recognized in the carrying amount of the plant and equipment as a replacement if the recognition criteria are satisfied. All other repair and maintenance costs are recognized in profit or loss as incurred. The present value of the expected cost for the decommissioning of an asset after its use is included in the cost of the respective asset if the recognition criteria for a provision are met.

Depreciation is calculated on a Straight-Line Basis over the estimated useful lives of the assets as follows:

**Furniture & Fixtures-10 years**

**Office Equipments- 5 Years**

**Vehicles -8 Years**

**Computers- 3 Years**

**Computer Software's- 6 Years**

The residual values, useful lives and methods of depreciation of property, plant and equipment are reviewed at each financial year end and adjusted prospectively, if appropriate.

*h* *h* *h* *Naina*



## Financial Instruments

A financial instrument is any contract that gives rise to a financial asset of one entity and a financial liability or equity instrument of another entity

### Financials Asset

#### Initial Recognition and Measurement

All financial assets are recognized initially at fair value plus, in the case of financial assets not recorded at fair value through profit or loss, transaction costs that are directly attributable to the acquisition of the financial asset.

#### Subsequent Measurement

For purposes of subsequent measurement, financial assets are classified in three categories:

- (i) Financial Asset at Amortized Cost
- (ii) Financial Asset At Fair Value through OCI
- (iii) Financial Asset at Fair Value through P&L

#### Financial Asset at Amortized Cost

A 'Financial Asset' is measured at the amortized cost if both the following conditions are met:

- a) The asset is held within a business model whose objective is to hold assets for collecting contractual cash flows, and
- b) Contractual terms of the asset give rise on specified dates to cash flows that are solely payments of principal and interest (SPPI) on the principal amount outstanding.

After initial measurement, such financial assets are subsequently measured at amortized cost using the effective interest rate (EIR) method. Amortized cost is calculated by taking into account any discount or premium on acquisition and fees or costs that are an integral part of the EIR. The EIR amortization is included in finance income in the profit or loss.

#### Financial Asset at Fair Value through OCI

A 'Financial Asset' is classified as at the FVTOCI if both of the following criteria are met:

- a) The objective of the business model is achieved both by collecting contractual cash flows and selling the financial assets, and
- b) The asset's contractual cash flows represent SPPI. Financial Asset included within the FVTOCI category are measured initially as well as at each reporting date at fair value. Fair value movements are recognized in the other comprehensive income (OCI)

#### Financial Asset at Fair Value through P&L

FVTPL is a residual category for Financial Assets. Any financial asset, which does not meet the criteria for categorization as at amortized cost or as FVTOCI, is classified as at FVTPL.

In addition, the group may elect to designate a Financial asset, which otherwise meets amortized cost or FVTOCI criteria, as at FVTPL. However, such election is allowed only if doing so reduces or eliminates a measurement or recognition inconsistency (referred to as 'accounting mismatch').

### Equity Instruments

All equity investments in scope of Ind-AS 109 are measured at fair value. For equity instruments, the Company may make an irrevocable election to present in other comprehensive income subsequent changes in the fair value. The Company makes such election on an instrument by-instrument basis. The classification is made on initial recognition and is irrevocable, if the group decides to classify an equity instrument as at FVTOCI, then all fair value changes on the instrument, excluding dividends, are recognized in the OCI.

Pay

Am

Naina



### Impairment of Financial Assets

In accordance with Ind-AS 109, the group applies expected credit loss (ECL) model for measurement and recognition of impairment loss on the following financial assets and credit risk exposure:

- a) Financial assets that are debt instruments, and are measured at amortized cost e.g., loans, debt securities, deposits, trade receivables and bank balance
- b) Financial assets that are debt instruments and are measured as at FVTOCI
- c) Lease receivables under Ind-AS 116
- d) Trade receivables or any contractual right to receive cash or another financial asset that result from transactions that are within the scope of Ind-AS 115 (statements referred to as 'contractual revenue receivables' in these illustrative financial)
- e) Loan commitments which are not measured as at FVTPL
- f) Financial guarantee contracts which are not measured as at FVTPL

For recognition of impairment loss financial assets and risk exposure, the Company determines that whether there has been a significant increase in the credit risk since initial recognition. If credit risk has not increased significantly, 12-month ECL is used to provide for impairment loss. However, if credit risk has increased significantly, lifetime ECL is used. If, in a subsequent period, credit quality of the instrument improves such that there is no longer a significant increase in credit risk since initial recognition, then the entity reverts to recognizing impairment loss allowance based on 12-month ECL.

Lifetime ECL are the expected credit losses resulting from all possible default events over the expected life of a financial instrument.

### Financial Liabilities

#### Initial Recognition and Measurement

All financial liabilities are recognized initially at fair value and, in the case of loans and borrowings and payables, net of directly attributable transaction costs.

#### Subsequent Measurement

##### Financial Liabilities at Fair Value through Profit or Loss

Financial liabilities at fair value through profit or loss include financial liabilities held for trading and financial liabilities designated upon initial recognition as at fair value through profit or loss. Financial liabilities are classified as held for trading if they are incurred for the purpose of repurchasing in the near term. Gains or losses on liabilities held for trading are recognized in the profit or loss.

##### Financial Liabilities at Amortized Cost

After initial recognition, interest-bearing loans and borrowings are subsequently measured at amortized cost using the EIR method. Gains and losses are recognized in profit or loss when the liabilities are derecognized as well as through the EIR amortization process. Amortized cost is calculated by taking into account any discount or premium on acquisition and fees or costs that are an integral part of the EIR. The EIR amortization is included as finance costs in the statement of profit and loss.

### Financial Guarantee

#### Derecognition

A financial liability is derecognized when the obligation under the liability is discharged or cancelled or expires. When an existing financial liability is replaced by another from the same lender on substantially different terms, or the terms of an existing liability are substantially modified, such an exchange or modification is treated as the derecognition of the original liability and the recognition of a new liability. The difference in the respective carrying amounts is recognized in the statement of profit or loss.

*Pug* *Am*

*Am*

*Naina*



### Provisions, Contingent Liabilities

Provisions are recognized when the Company has a present obligation (legal or constructive) as a result of a past event, it is probable that an outflow of resources embodying economic benefits will be required to settle the obligation and a reliable estimate can be made of the amount of the obligation.

The expense relating to a provision is presented in the statement of profit and loss if the effect of the time value of money is material, provisions are discounted using a current pre-tax rate that reflects, when appropriate, the risks specific to the liability. When discounting is used, the increase in the provision due to the passage of time is recognized as a finance cost.

### A Contingent Liability is disclosed in case of;

a present obligation arising from past events, when it is not probable that an outflow of resources will be required to settle the obligation;

a present obligation arising from past events, when no reliable estimate is possible ;

a possible obligation arising from past events, unless the probability of outflow of resources is remote

Provisions, contingent liabilities, contingent assets and commitments are reviewed at each balance sheet date

### Service Concession Agreements

The Company Operates and maintains infrastructure (operation services) used to provide a public service for a specified period of time.

These arrangements may include Infrastructure used in a public-to-private service concession arrangement for its entire useful life. Under Appendix C to Ind-AS 115 – Service Concession Arrangements, these arrangements are accounted for based on the nature of the consideration. The intangible asset model is used to the extent that the Company receives a right (i.e. a franchisee) to charge users of the public services.

Income from the concession arrangements earned under the intangible asset model consists of the (i) fair value of the contract revenue, which is deemed to be fair value of the consideration transferred to acquire the asset; and (ii) payments actually received from the users. The intangible asset is amortized over its expected useful life in a way that reflects the pattern in which the asset's economic benefits are consumed by the Company, starting from the date when the right to operate starts to be used. Based on these principles, intangible asset is amortized on the basis of revenue earned.

Any asset carried under concession agreements is derecognized on disposal or when no future economic benefits are expected from its future use or disposal.

### Revenue related to SCA :

Revenue related to construction under a service concession arrangement is recognized based on the stage of completion of the work performed.

### Determination of Fair Values

The fair value of Intangible assets as consideration for providing construction services in a Service Concession Arrangement is estimated by reference to fair value of the consideration transferred to acquire the asset i.e. by ascertaining the present value of the cash outflows using an appropriate rate of return to be provided to the Grantor.

*Signature 1*      *Signature 2*      *Signature 3*      *Naina*



### Revenue Recognition

Revenue is recognized to the extent that it is probable that the economic benefits will flow and the revenue can be reliably measured, regardless of when the payment is being made. Revenue is measured at the fair value of the consideration received or receivable, taking into account contractually defined terms of payment and excluding taxes or duties collected on behalf of the government.

### Interest Income

For all debt instruments measured either at amortized cost or at fair value through other comprehensive income, interest income is recorded using the Effective Interest Rate (EIR). EIR is the rate that exactly discounts the estimated future cash payments or receipts over the expected life of the financial instrument or a shorter period, where appropriate, to the gross carrying amount of the financial asset or to the amortized cost of a financial liability. When calculating the effective interest rate, the Company estimates the expected cash flows by considering all the contractual terms of the financial instrument (for example, prepayment, extension, call and similar options) but does not consider the expected credit losses. Interest income is included in finance income in the Statement of Profit and Loss.

### Current Income Tax

Current Income Tax Assets and Liabilities are measured at the amount expected to be recovered from or paid to the taxation authorities. The tax rates and tax laws used to compute the amount are those that are enacted or substantively enacted, at the reporting date in the countries where the Group operates and generates taxable income. Current income tax relating to items recognized outside profit or loss is recognized outside profit or loss (either in other comprehensive income or in equity). Current tax items are recognized in correlation to the underlying transaction either in OCI or directly in equity. Management periodically evaluates positions taken in the tax returns with respect to situations in which applicable tax regulations are subject to interpretation and establishes provisions where appropriate.

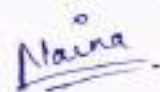
### Deferred Tax

Deferred Tax is provided using the liability method on temporary differences between the tax bases of assets and liabilities and their carrying amounts for financial reporting purposes at the reporting date. The carrying amount of deferred tax assets is reviewed at each reporting date and reduced to the extent that it is no longer probable that sufficient taxable profit will be available to allow all or part of the deferred tax asset to be utilized. Unrecognized deferred tax assets are re-assessed at each reporting date and are recognized to the extent that it has become probable that future taxable profits will allow the deferred tax asset to be recovered.

Deferred Tax Assets and Liabilities are measured at the tax rates that are expected to apply in the year when the asset is realized or the liability is settled, based on tax rates (and tax laws) that have been enacted or substantively enacted at the reporting date. Deferred tax relating to items recognized outside profit or loss is recognized outside profit or loss (either in other comprehensive income or in equity). Deferred tax items are recognized in correlation to the underlying transaction either in OCI or directly in Equity.

Deferred Tax Assets and Deferred Tax Liabilities are offset, if a legally enforceable right exists to set off current tax assets against current tax liabilities and the deferred taxes relate to the same taxable entity and the same taxation authority.

Tax benefits acquired as part of a business combination, but not satisfying the criteria for separate recognition at that date, are recognized subsequently if new information about facts and circumstances change. Acquired deferred tax benefits recognized within the measurement period reduce goodwill related to that acquisition if they result from new information obtained about facts and circumstances existing at the acquisition date. If the carrying amount of goodwill is zero, any remaining deferred tax benefits are recognized in OCI/ Capital Reserve depending on the principle explained for bargain purchase gains. All other acquired tax benefits realized are recognized in Profit or Loss.



**Sales/ Value Added Taxes paid on Acquisition of Assets or on incurring Expenses**

When the tax incurred on a purchase of assets or services is not recoverable from the taxation authority, in which case, the tax paid is recognized as part of the cost of acquisition of the asset or as part of the expense item, as applicable -When receivables and payables are stated with the amount of tax included. The net amount of tax recoverable from, or payable to, the taxation authority is included as part of receivables or payables in the Balance Sheet.

**Borrowing Costs**

Borrowing costs directly attributable to the acquisition, construction or production of an asset that necessarily takes a substantial period of time to get ready for its intended use are capitalized as part of the cost of the asset. All other borrowing costs are expensed in the period in which they occur. Borrowing costs consist of interest and other costs that an entity incurs in connection with the borrowing of funds. Borrowing cost also includes exchange differences to the extent regarded as an adjustment to the borrowing costs.

**Employee benefits**

**Provident Fund:** The contribution to provident fund is in the nature of defined contribution plan. The Company makes contribution to statutory provident fund in accordance with the Employees Provident Fund and Miscellaneous Provisions Act, 1952. The contribution paid or payable is recognized as an expense in the period in which services are rendered.

**Gratuity (Funded):** Gratuity is in the nature of defined benefit plan. The cost is determined using the projected unit credit method with actuarial valuation being carried at cash at each Balance Sheet date by an independent actuary. The retirement benefits obligation recognized in the Balance Sheet represent the present value of defined benefit obligation as adjusted for recognized past service cost. Actuarial gains and losses are recognized in full in the other comprehensive income for the period in which they occur

All employee benefits payable wholly within twelve months rendering services are classified as short term employee benefits. Benefits such as salaries, wages, short-term compensated absences, performance incentives etc., and the expected cost of bonus, ex-gratia are recognized during the period in which the employee renders related service.

Payments to defined contribution retirement benefit plans are recognized as an expense when employees have rendered the service entitling them to the contribution.

Pay     


PNC Kanpur Highways Limited

CIN: U45400DL2011PLC212392

Notes to financial statement as at and for the year ended on March 31, 2025

Note : 3 Property, plant & equipment

( ₹ in Lakhs )

Particulars	Office Equipment	Furniture & fixtures	Electric Equipment's	Computers	Vehicle	Total
Gross Carrying Value						
As at April 1, 2024	23.77	4.56	20.85	16.90	0.91	66.99
Addition during the year	1.56	-	0.08	0.43	-	2.07
Disposal / Adjustments						
As at March 31, 2025	25.33	4.56	20.93	17.33	0.91	69.06
Accumulated Depreciation						
As at April 1, 2024	18.49	2.55	12.79	14.55	0.60	48.99
Charged During the year	2.00	0.43	1.98	0.88	0.10	5.38
Disposal / Adjustments						
As at March 31, 2025	20.49	2.98	14.77	15.43	0.69	54.37
Net Carrying Value as at March 31, 2025	4.84	1.58	6.16	1.90	0.22	14.69

( ₹ in Lakhs )

Particulars	Office Equipment	Furniture & fixtures	Electric Equipment's	Computers	Vehicle	Total
Gross Carrying Value						
As at April 1, 2023	23.52	4.12	20.85	16.29	0.91	65.68
Addition during the year	0.25	0.45	-	0.61	-	1.31
Disposal / Adjustments						
As at March 31, 2024	23.77	4.56	20.85	16.90	0.91	66.99
Accumulated Depreciation						
As at April 1, 2023	16.63	2.10	10.48	13.73	0.43	43.38
Charged During the year	1.86	0.45	2.31	0.82	0.16	5.61
Disposal / Adjustments						
As at March 31, 2024	18.49	2.55	12.79	14.55	0.60	48.99
Net carrying Value as at March 31, 2024	5.28	2.01	8.05	2.35	0.31	18.00

*Pragati*

*Arjun*

*Naina*



## Note: 4 Intangible Assets

(₹ in Lakhs)

Particulars	Mining Lease	Concession Rights	Total
Gross Block (at cost or revalued amount)			
As at April 01, 2024	52.71	37,202.36	37,255.07
Addition during the year	-	-	-
Disposal / Adjustments	-	-	-
As at March 31, 2025	52.71	37,202.36	37,255.07
Accumulated Depreciation			
As at April 01, 2024	2.00	30,799.62	30,801.63
Addition during the year	5.01	6,402.73	6,407.74
Disposal / Adjustments	-	-	-
As at March 31, 2025	7.01	37,202.36	37,209.37
Net Carrying Value as at March 31, 2025	45.70	-	45.70

(₹ in Lakhs)

Particulars	Mining Lease	Concession Rights	Total
Gross Block (at cost or revalued amount)			
As at April 01, 2023	-	37,202.36	37,202.36
Addition during the year	52.71	-	52.71
Disposal / Adjustments	-	-	-
As at March 31, 2024	52.71	37,202.36	37,255.07
Accumulated Depreciation			
As at April 01, 2023	-	26,924.16	26,924.16
Addition during the year	2.00	3,875.47	3,877.47
Disposal / Adjustments	-	-	-
As at March 31, 2024	2.00	30,799.63	30,801.63
Net carrying Value as at March 31, 2024	50.71	6,402.73	6,453.44






## Note : 5 Deferred Tax

5.1 The balance comprises temporary differences attributable to:

(₹ in Lakhs)

Particulars	As at March 31, 2025	As at March 31, 2024
(a) Deferred Tax Assets/(Liabilities)		
Fixed Assets (Tangibles)	2.05	1.83
Intangible Assets	1,324.96	537.93
Major Maintenance	-	240.41
Employee Benefits	5.30	18.92
Net deferred tax Assets/(Liabilities)	1,332.31	799.09
(b) Mat Credit Entitlement		
Mat Credit Entitlement	0.00	310.04
Total	1,332.31	1,109.13

## 5.2 Movement in Deferred tax (Liabilities)/Assets

(₹ in Lakhs)

Particulars	Fixed Assets (Intangibles)	Fixed Assets (Tangibles)	Borrowings	Major Maintenance	Employee Benefit	Investments	Total
At April 1, 2024	537.93	1.83	-	240.41	18.92	-	799.09
(Charged)/credited:-							
-to profit & loss	787.03	0.22	-	(240.41)	2.03	-	548.87
-to other comprehensive income	-	-	-	-	(15.65)	-	(15.65)
As at March 31, 2025	1,324.96	2.05	-	-	5.30	-	1,332.31

(₹ in Lakhs)

Particulars	Fixed Assets (Intangibles)	Fixed Assets (Tangibles)	Borrowings	Major Maintenance	Employee Benefit	Investments	Total
At April 1, 2023	454.16	1.31	(0.69)	-	16.04	(3.39)	467.43
(Charged)/credited:-							
-to profit & loss	83.78	0.52	0.69	240.41	3.22	3.39	332.00
-to other comprehensive income	-	-	-	-	(0.34)	-	(0.34)
As at March 31, 2024	537.93	1.83	-	240.41	18.92	-	799.09

## 5.3 Movement in Minimum Alternate Tax

Particulars	As at March 31, 2025	As at March 31, 2024
Opening Balance	310.04	310.04
Created/ (Charged) during the year	(310.04)	-
Closing Balance	-	310.04








PNC Kanpur Highways Limited

CIN: U45400DL2011PLC212392

Notes to financial statement as at and for the year ended on March 31, 2025

**Note 6 : Other Non Current Assets**

( ₹ in Lakhs )

Particulars	As at March 31, 2025	As at March 31, 2024
Statuary Dues Receivable		
-Advance Tax and TDS Refundable	568.99	566.29
-WCT Receivable	-	-
<b>Total Other Non-current assets</b>	<b>568.99</b>	<b>566.29</b>

**Note 7 : Current Trade Receivable**

( ₹ in Lakhs )

Particulars	As at March 31, 2025	As at March 31, 2024
<b>Trade Receivables</b>		
Undisputed Trade Receivables - Considered good	552.16	207.15
Undisputed Trade Receivables - which have significant increase in credit risk	-	-
Undisputed Trade Receivables - credit impaired	-	-
Disputed Trade Receivables - Considered good	-	-
Disputed Trade Receivables - which have significant increase in credit risk	-	-
Disputed Trade Receivables - credit impaired	-	-
<b>Total Trade Receivables</b>	<b>552.16</b>	<b>207.15</b>

*Pay* *[Signature]* *Army* *Maina*



PNC Kanpur Highways Limited

CIN: U45400DL2011PLC212392

Notes to financial statement as at and for the year ended on March 31, 2025

**Note 8 : Cash and cash equivalents**

( ₹ in Lakhs )

Particulars	As at March 31, 2025	As at March 31, 2024
Cash on hand	1.52	19.30
Balances with bank -In current account	43.48	304.77
<b>Total cash and cash equivalents</b>	<b>45.00</b>	<b>324.07</b>

**Note 9 : Other Bank Balances**

( ₹ in Lakhs )

Particulars	As at March 31, 2025	As at March 31, 2024
In Term Deposits (More than 3 months but less than 12 months)	2.00	2.00
<b>Total Other Bank Balances</b>	<b>2.00</b>	<b>2.00</b>

**Note 10 : Other Current Financial Assets**

( ₹ in Lakhs )

Particulars	As at March 31, 2025	As at March 31, 2024
Debtors Govt- Security Deposit	9.05	9.05
<b>Total Other Current financial assets</b>	<b>9.05</b>	<b>9.05</b>

**Note 11 : Other Current Assets**

( ₹ in Lakhs )

Particulars	As at March 31, 2025	As at March 31, 2024
Imprest to Employees	21.10	0.05
Accrued Interest on FDR	0.18	0.01
Prepaid Expenses	0.94	0.74
Balances with Related Parties	18,833.90	4,800.00
Advance to Suppliers	7.18	6.40
TDS-GST Recoverable	3.41	41.35
Security Deposit to Customer	83.84	40.07
<b>Total Other current assets</b>	<b>18,950.55</b>	<b>4,888.62</b>



*he*

*Am*

*Maina*

**Note 12 : Share Capital**

Particulars	(₹ in Lakhs)	
	As at March 31, 2025	As at March 31, 2024
<b>Authorised</b> 6,80,00,000 (Previous year 6,80,00,000) equity Shares of ₹ 10 /- each	6,800.00	6,800.00
<b>Equity Shares - Issued, Subscribed &amp; paid up</b> 6,75,00,000 (Previous year 6,75,00,000) equity Shares of ₹ 10/- each	6,750.00	6,750.00

**Notes 12.1**

(a) Reconciliation of the shares outstanding at the beginning and at the end of the reporting year

Particulars	(Number of Shares)	
	As at March 31, 2025	As at March 31, 2024
At the beginning of the year 6,75,00,000 (Previous year 6,75,00,000) Equity Shares of Rs. 10/- each allotted as fully paid up	6,75,00,000	6,75,00,000
Issued during the year Equity Shares of Rs. 10 each allotted as fully paid up	-	-
Outstanding at the end of the year 6,75,00,000 (Previous year 6,75,00,000) Equity Shares of Rs. 10/- each allotted as fully paid up	6,75,00,000	6,75,00,000

Shares of Company Held by Holding/Ultimate Holding Company

Particulars	(Number of Shares)	
	As at March 31, 2025	As at March 31, 2024
PNC Infra Holdings Limited	6,75,00,000	6,75,00,000

**Details of Promoters share holding**

Particulars	As at March 31, 2025			As at March 31, 2024		
	No of Shares	% Holdings	% Change	No of Shares	% Holdings	% Change
PNC Infra Holdings Limited and its nominees*	6,75,00,000	100%	0%	6,75,00,000	100%	0%

\*Six Equity Shares are held by nominee of PNC Infra Holdings Limited.

**Rights and restrictions attached to equity shares**

The Company has only one class of equity shares having at par value of ₹ 10 per share. Each shareholder is eligible for one vote per share held. In case any dividend is proposed by the Board of Directors the same is subject to the approval of the shareholders in the ensuing Annual General Meeting, except in the case of Interim Dividend. There are restrictions attached to Equity Shares in relation to the term loan taken by the company pursuant to loan agreement with Consortium of lenders.

There are no bonus shares/share issued for consideration other than cash and share bought back during the period of 5 years.



*Py*

*Am*

*Maina*

PNC Kanpur Highways Limited

CIN: U45400DL2011PLC212392

Notes to financial statement as at and for the year ended on March 31, 2025

Note 13 : Other Equity

( ₹ in Lakhs )

Particulars	As at March 31, 2025	As at March 31, 2024
- Retained Earnings		
Opening Balance	5,532.31	1,508.64
Net Profit for the year	8,491.09	4,022.70
Remeasurement of post employee benefit obligation net of taxes (See Note 13.1)	44.54	0.97
Closing Balance	14,067.94	5,532.31

Note 13.1 : This items of other comprehensive income are directly recognised in retained earnings

Note 13.2 : Nature and Purpose of Reserves

This comprise Company's undistributed profits after taxes.

Note 14 : Non-Current Liabilities-Provisions

( ₹ in Lakhs )

Particulars	As at March 31, 2025	As at March 31, 2024
Provisions:		
Major Maintenance	-	924.63
Gratuity	0.00	33.02
Leave Encashment	5.86	9.07
Total	5.86	966.72

Note 14.1 : Movement in provision of Major Maintenance

( ₹ in Lakhs )

Particulars	As at March 31, 2025	As at March 31, 2024
Opening Balance at the beginning of the year	924.63	-
Addition during the year	-	924.63
Billing/Utilized during the year	-	-
Reverse during the year	(924.63)	-
Closing balance at the end of the year	0.00	924.63



*hwe*

*hwe*

*Maina*

**Note 15 : Current Financial Liabilities: Trade payables**

( ₹ in Lakhs )

Particulars	As at March 31, 2025	As at March 31, 2024
Dues of micro and small enterprises*	0.77	1.22
Dues of creditor other than micro and small Enterprises	63.79	44.98
<b>Total Current Trade Payables</b>	<b>64.56</b>	<b>46.20</b>

\*Suppliers/Service providers covered under Micro, Small Medium Enterprises Development Act, 2006 have not furnished the information regarding filing of necessary memorandum with the appropriate authority. In view of this, information required to be disclosed u/s 22 of the said Act is not provided.

Ageing of Trade payables	As at March 31, 2025	As at March 31, 2024
<b>MSME</b>		
Less than 1 Year	0.77	1.22
1-2 Years	-	-
2-3 Years	-	-
More than 3 years	-	-
<b>Total (A)</b>	<b>0.77</b>	<b>1.22</b>
<b>Others</b>		
Less than 1 Year	63.52	-
1-2 Years	-	33.61
2-3 Years	-	-
More than 3 years	0.27	11.37
<b>Total (B)</b>	<b>63.79</b>	<b>44.98</b>
<b>Grand Total (C=A+B)</b>	<b>64.56</b>	<b>46.20</b>

**Note 16 : Other current financial liabilities:**

( ₹ in Lakhs )

Particulars	As at March 31, 2025	As at March 31, 2024
<b>Payable to Employees</b>		
-Salary Payables	35.08	79.51
-Others Payables	6.44	6.48
Expenses Payable	10.05	59.96
Retentions*	35.07	99.11
<b>Total Other Current Financial Liabilities</b>	<b>86.64</b>	<b>245.06</b>

\* Includes ₹ 0.00 Lakhs payable to Related Party (P/Y - ₹ 80.82)

**Note 17 : Other current liabilities**

( ₹ in Lakhs )

Particulars	As at March 31, 2025	As at March 31, 2024
<b>Statuary Dues payable</b>		
-TDS Payable	1.52	1.14
-GST Payable	7.00	0.11
-EPF/ESI Payable	1.95	5.56
<b>Total Other current Liabilities</b>	<b>10.47</b>	<b>6.81</b>

**Note 18 : Short term provisions**

( ₹ in Lakhs )

Particulars	As at March 31, 2025	As at March 31, 2024
<b>Provisions:</b>		
Current Tax Liability	519.79	-
Gratuity	12.99	27.20
Leave Encashment	2.20	3.46
<b>Total Short term provisions</b>	<b>534.98</b>	<b>30.66</b>



*[Handwritten signatures and initials]*

PNC Kanpur Highways Limited

CIN: U45400DL2011PLC212392

Notes to financial statement as at and for the year ended on March 31, 2025

**Note 19 : Revenue from operations**

(₹ in Lakhs)

Particulars	Year ended March 31, 2025	Year ended March 31, 2024
Contract Receipts*	39,511.06	9.71
Toll Collection	7,013.84	9,416.61
<b>Total revenue from continuing operation</b>	<b>46,524.90</b>	<b>9,426.32</b>

**\*Note:** During the current financial year March 31, 2025, the Company has settled its arbitration claim with National Highways Authority of India (NHAI) under the "Vivad se Vishwas-II Scheme" launched by the Government of India. Pursuant to the settlement, a total amount of ₹11,094.13 Lakh including Interest of ₹5,571.92 Lakh received as claim and the same is included in Contract Receipts.

**Note 20 : Other Income**

(₹ in Lakhs)

Particulars	Year ended March 31, 2025	Year ended March 31, 2024
Gain/ (Loss) of Redemption of Mutual Fund	-	104.68
Gain/ (Loss) on Fair Valuation of Mutual fund	-	(13.02)
<b>Interest:</b>		
Interest on Deposits	0.17	77.81
Other Income	368.30	0.48
<b>Total other Income</b>	<b>368.47</b>	<b>169.95</b>



*Am*

*Am*

*Naina*

## Note 21 : Employee Benefit Expenses

(₹ in Lakhs)

Particulars	Year ended March 31, 2025	Year ended March 31, 2024
Salaries and Wages*	574.15	653.63
Contribution to provident fund	29.76	34.75
Staff Welfare Exp.	11.16	4.91
<b>Total Employee benefit expenses</b>	<b>615.07</b>	<b>693.29</b>

\*Included Remuneration to Company Secretary, Refer to note 28 Related Party

## Note 22 : Finance Cost

(₹ in Lakhs)

Particulars	Year ended March 31, 2025	Year ended March 31, 2024
Interest on term loans	-	59.48
Bank Charges	0.47	2.23
<b>Total Finance cost</b>	<b>0.47</b>	<b>61.71</b>

## Note 23 : Depreciation and amortization

(₹ in Lakhs)

Particulars	Year ended March 31, 2025	Year ended March 31, 2024
Depreciation on Tangible Assets	5.38	5.61
Amortization on Intangible Assets	6,407.74	3,877.47
<b>Total Depreciation and amortization</b>	<b>6,413.13</b>	<b>3,883.08</b>

## Note 24 : Other Expenses

(₹ in Lakhs)

Particulars	Year ended March 31, 2025	Year ended March 31, 2024
Power & Fuel	94.35	115.44
Contract Paid*	28,626.16	49.14
Rent Expenses	0.26	0.27
Travelling - Others	0.29	0.25
Concession Fee	0.00	0.00
Postage and Telephone	8.88	8.96
Legal expenses	67.52	86.06
Printing and Stationary	3.81	2.25
Security Expenses	1.68	1.70
Rates & taxes	228.87	14.84
Advertisement Exp	1.35	1.20
Royalty	151.09	-
Insurance Premium	1.67	2.55
Repair & maintenance	15.93	10.47
Hire charges of Vehicles	17.75	10.29
Auditor remuneration**	1.05	0.75
CSR Expenses	10.00	-
Other Exps	39.08	38.69
Major Maintenance Cost*	-	924.63
<b>Total Other Expenses</b>	<b>29,269.74</b>	<b>1,267.49</b>

\*Includes ₹29477.08 Lakh to Related Party

## \*\*Auditor Remuneration Includes:

(₹ in Lakhs)

Particulars	Year ended March 31, 2025	Year ended March 31, 2024
Audit Fees	0.75	0.75
Other Services	0.30	-
<b>Total</b>	<b>1.05</b>	<b>0.75</b>



PNC Kanpur Highways Limited

CIN: U45400DL2011PLC212392

Notes to financial statement as at and for the year ended on March 31, 2025

**Note 25 : Earning Per share**

(₹ in Lakhs Except EPS)

Particulars	Year ended March 31, 2025	Year ended March 31, 2024
(a) Profit/(Loss) available to Equity Shareholders (Rs. in lakhs)	8,491.09	4,022.70
(b) Weighted Average number of Equity Shares	6,75,00,000	6,75,00,000
(c) Nominal value of Equity Shares (in ₹)	10.00	10.00
(d) Basic and Diluted Earnings Per Share [(a)/(b)]	12.58	5.96

**Note 26 : Operating Segment Information**

The Company operates in only one segment, namely "[DBOT- Toll Collection]" hence there are no reportable segments under Ind AS-108 'Segment Reporting'. Hence, separate business segment information is not applicable.

The directors of the company has been identified as The Chief Operating Decision Maker (CODM). The Chief Operating Decision Maker also monitors the operating results as one single segment for the purpose of making decisions about resource allocation and performance assessment and hence, there are no additional disclosures to be provided other than those already provided in the financial statements.

No Customer individually accounted for more than 10% of the revenue in the year ended March 31, 2025 and March 31, 2024.

**Note 27: Contingent Liabilities**

(₹ in Lakhs)

Particulars	As at March 31, 2025	As at March 31, 2024
<b>Claims against the Company not acknowledged as debts</b>		
Contingent liability towards claim raised by PNC Infratech Limited for the EPC Project including interest thereon which is payable by the Company on back to back basis only upon realisation the same from NHAI in terms of MOU dated 14th September 2018 between the Company and PNC Infratech Limited.	-	47,925.48

**\*Note:** During the year, the Company has settled the claim ₹ 28,765.91 lakh of PNC Infratech Limited for the EPC Project in accordance with the MOU dated September 14, 2018, upon receipt of the corresponding amount from NHAI. Accordingly, no contingent liability exists as on the balance sheet date.



*Pay*

*for*

*Maina*

PNC Kanpur Highways Limited

CIN: U45400DL2011PLC212392

Notes to financial statement as at and for the year ended on March 31, 2025

**Note: 28 Related Party Transactions**

**(A) List of related parties**

**(a) Parent Entity**

Sr. No.	Name	Type	Ownership Interest	
			As at March 31, 2025	As at March 31, 2024
1	PNC Infra Holdings Limited	Ultimate Holding	100%	100%
2	PNC Infratech Limited	Immediate Holding	0%	0%

**(B) Transactions between related parties**

(₹ in Lakhs)			
Sr. No.	Nature of transaction	Year ended March 31, 2025	Year ended March 31, 2024
1	EPC Contract PNC infratech Limited	29,477.08	5.54
2	Unsecured Loan Given to PNC infratech Limited	14,033.90	4,800.00
3	Remuneration Deeksha Garg (CS) Naina Garg (CS)	- 1.39	0.89 -

**(C) Balance Outstanding during the year**

(₹ in Lakhs)			
Sr. No.	Particulars	As at March 31, 2025	As at March 31, 2024
1	Amount Payable PNC infratech Limited - EPC and Retention	-	80.82
2	Amount Receivables PNC infratech Limited - Unsecured Loan	18,833.90	4,800.00

**(D) Terms and Conditions**

The transactions with the related parties are made on term equivalent to those that prevail in arm's length transactions. The assessment is under taken each financial year through examining the financial position of the related party and in the market in which the related party operates. Outstanding balances will be settled in cash.



*[Handwritten signatures and initials]*

Note 29 : Fair Value Measurement

Financial instruments by category

(₹ in Lakhs)

Particulars	As at March 31, 2025			As at March 31, 2024		
	Amortized Cost	FVTPL	FVTOCI	Amortized Cost	FVTPL	FVTOCI
<b>Financial Asset</b>						
Security Deposits	9.05	-	-	9.05	-	-
Cash and Bank Balances	45.00	-	-	324.07	-	-
<b>Total Financial Assets</b>	<b>54.05</b>	<b>-</b>	<b>-</b>	<b>333.12</b>	<b>-</b>	<b>-</b>
<b>Financial Liabilities</b>						
Trade payables	64.56	-	-	46.20	-	-
Other Financial Liabilities	86.64	-	-	245.06	-	-
<b>Total Financial Liabilities</b>	<b>151.20</b>	<b>-</b>	<b>-</b>	<b>291.26</b>	<b>-</b>	<b>-</b>

(i) Fair Value Hierarchy

This section explains the judgments and estimates made in determining the fair values of the financial instruments that are measured at amortized cost and for which fair values are disclosed in financial statements. To provide an indication about the reliability of inputs used in determining fair values, the group has classified its financial instruments into three levels prescribed under the accounting standards.

The following table provides the fair value measurement hierarchy of Company's asset and liabilities, grouped into Level 1 to Level 3 as described below:-

Level 1: Quoted (unadjusted) market prices in active markets for identical assets or liabilities.

Level 2: Valuation techniques for which the lowest level input that is significant to the fair value measurement is directly or indirectly observable.

Level 3: Valuation techniques for which the lowest level input that is significant to the fair value measurement is unobservable.

(₹ in Lakhs)

Particulars	Carrying Value March 31, 2025	Fair Value Measurement using		
		Quoted price in Active Market (Level 1)	Significant observable inputs (Level 2)	Significant unobservable inputs (Level 3)
<b>(A) Financial Assets and Liabilities measured at amortized cost for which fair values are disclosed at March 31, 2025</b>				
<b>(i) Financial Assets</b>				
Security Deposit	9.05	-	9.05	-
<b>Total</b>	<b>9.05</b>	<b>-</b>	<b>9.05</b>	<b>-</b>
<b>(ii) Financial Liabilities</b>				
Trade Payable	64.56	-	64.56	-
Retentions	35.07	-	35.07	-
<b>Total</b>	<b>99.63</b>	<b>-</b>	<b>99.63</b>	<b>-</b>







(₹ in Lakhs)

Particulars	Carrying Value March 31, 2024	Fair Value Measurement using		
		Quoted price In Active Market (Level 1)	Significant observable inputs (Level 2)	Significant unobservable inputs (Level 3)
<b>(A) Financial Assets and Liabilities measured at amortized cost for which fair values are disclosed at March 31, 2024</b>				
<b>(i) Financial Assets</b>				
Security Deposit	9.05	-	9.05	-
<b>Total</b>	<b>9.05</b>	<b>-</b>	<b>9.05</b>	<b>-</b>
<b>(ii) Financial Liabilities</b>				
<b>Non Current borrowings</b>				
Trade Payable	46.20	-	46.20	-
Retentions	99.11	-	99.11	-
<b>Total</b>	<b>145.31</b>	<b>-</b>	<b>145.31</b>	<b>-</b>

**(ii) Valuation techniques used to determine Fair value**



The Company maintains policies and procedures to value financial assets or financial liabilities using the best and most relevant data available. The fair values of the financial assets and liabilities are included at the amount that would be received to sell an asset or paid to transfer a liability in an orderly transaction between market participants at the measurement date.

Specific valuation technique used to value financial instrument includes:

- > the fair value of financial assets and liabilities at amortized cost is determined using discounted cash flow analysis.

**The following method and assumptions are used to estimate fair values:**

- > The Carrying amounts of trade payables, short term borrowings, cash and cash equivalents, short term deposits/retentions, expenses payable etc. are considered to be their fair value, due to their short term nature.
- > Long-term fixed-rate and variable-rate receivables / borrowings are evaluated by the Company based on parameters such as interest rates, specific country risk factors, credit risk and other risk characteristics. For borrowing fair value is determined by using the discounted cash flow (DCF) method using discount rate that reflects the issuer's borrowings rate. Risk of non-performance for the company is considered to be insignificant in valuation.
- > The fair value of trade receivables, security deposits and retentions are evaluated on parameters such as interest rate and other risk factors Fair value is being determined by using the discounted cash flow (DCF).
- > Financial assets and liabilities measured at fair value and the carrying amount is the fair value.




**Note 30 : FINANCIAL RISK MANAGEMENT**

The Company's principal financial liabilities, other than derivatives, comprise borrowings, trade and other payables. The main purpose of these financial liabilities is to manage finances for the Company's operations. The Company principal financial asset includes loan, trade and other receivables, and cash and short-term deposits that arise directly from its operations.

The Company's activities are exposed to **market risk, credit risk and liquidity risk.**

**I. Market Risk**

Market risk is the risk that the fair value or future cash flows of a financial instrument will fluctuate because of changes in market prices. Market prices comprise three types of risk: currency rate risk, interest rate risk and other price risks, such as equity price risk and commodity price risk. Financial instruments affected by market risk include loans and borrowings, deposits, investments, and derivative financial instruments.

The sensitivity of the relevant profit or loss item is the effect of the assumed changes in respective market risks.

**(a) Interest Rate Risk**

The company has no interest bearing loan outstanding at the end of current year and previous year. Thus, the company is not exposed interest rate risk.

**(b) Foreign Currency Risk**

The Company does not operates internationally and as the Company has not obtained any foreign currency loans and also doesn't have any foreign currency trade payables and foreign receivables outstanding therefore, the company is not exposed to any foreign exchange risk.

**(c) Price Risk**

The company does not have any investments in equity and commodity at the current year end and previous year. Therefore the company is not exposed to price risk.

**II. Credit Risk**

Credit risk arises from the possibility that the counterparty will default on its contractual obligations resulting in financial loss to the company. To manage this, the Company periodically assesses the financial reliability of customers, taking into account the financial conditions, current economic trends, and analysis of historical bad debts and ageing of accounts receivable.

The Company considers the probability of default upon initial recognition of assets and whether there has been a significant increase in credit risk on an on going basis through each reporting period. To assess whether there is significant increase in credit risk, it considers reasonable and supportive forward looking information such as:

- (i) Actual or expected significant adverse changes in business,
- (ii) Actual or expected significant changes in the operating results of the counterparty.
- (iii) Financial or economic conditions that are expected to cause a significant change to the counterparty's ability to meet its obligation
- (iv) Significant increase in credit risk on other financial instruments of the same counterparty
- (v) significant changes in the value of collateral supporting the obligation or in the quality of third party guarantees or credit enhancements.

The company's only source of revenue is from toll collection which is mostly collected in cash by company and only trade receivables that a company has are against the the grant to be received, which is a government authority ,therefore company is not exposed to any credit risk. Credit risk on cash and cash equivalents is limited as we generally invest in deposits with banks and financial institutions with high credit ratings assigned by international and domestic credit rating agencies.

**III. Liquidity Risk**

Liquidity risk is defined as the risk that company will not be able to settle or meet its obligation on time or at a reasonable price. The Company's objective is to at all times maintain optimum levels of liquidity to meet its cash and collateral requirements. The Company's management is responsible for liquidity, funding as well as settlement management. In addition, processes and policies related to such risk are overseen by senior management. Management monitors the company's net liquidity position through rolling, forecast on the basis of expected cash flows.

The table below provides details regarding the remaining contractual maturities of financial liabilities at the reporting date based on contractual undiscounted payments:

( ₹ in Lakhs)

As at March 31, 2025	Carrying Amount	On Demand	Less than One Year	More than one year and less than three year	More than 3 Years	Total
Trade payables	64.56	-	64.29	-	0.27	64.56
Other Liabilities	86.64	-	86.64	-	-	86.64
<b>Total</b>	<b>151.20</b>	<b>-</b>	<b>150.93</b>	<b>-</b>	<b>0.27</b>	<b>151.20</b>

( ₹ in Lakhs)

As at March 31, 2024	Carrying Amount	On Demand	Less than One Year	More than one year and less than three year	More than 3 Years	Total
Trade payables	46.20	-	(89.45)	132.90	2.75	46.20
Other Liabilities	245.06	-	245.06	-	-	245.06
<b>Total</b>	<b>291.26</b>	<b>-</b>	<b>155.61</b>	<b>132.90</b>	<b>2.75</b>	<b>291.26</b>

**Financing arrangements**

The company does not have any undrawn borrowing facilities at the end of reporting period or previous periods.

*[Signature]*

*[Signature]*

*Naina*



PNC Kanpur Highways Limited

CIN: U45400DL2011PLC212392

Notes to financial statement as at and for the year ended March 31, 2025

**Note 31 : Tax Expense**

**A. Income Tax Expenses**

(₹ in Lakhs)

Particulars	Year ended March 31, 2025	Year ended March 31, 2024
(a) Tax adjustments for earlier years		
Taxes for earlier years	25.10	-
(b) Current tax		
Current tax on profit for the year	2,317.61	-
Mat Credit Entitlement	310.03	-
<b>Total Current tax expense</b>	<b>2,652.74</b>	<b>-</b>
(c) Deferred tax		
(Decrease) increase in deferred tax Liabilities	240.41	(241.09)
(Increase) Decrease in deferred tax Assets	(789.27)	(90.91)
<b>Total Deferred Tax Expenses</b>	<b>(548.87)</b>	<b>(332.00)</b>
<b>Total Income tax Expense</b>	<b>2,103.87</b>	<b>(332.00)</b>

**(B) Reconciliation of tax expense and accounting profit multiplied by India's tax rate:**

(₹ in Lakhs)

Particulars	Year ended March 31, 2025	Year ended March 31, 2024
Profit & Loss before tax	10,594.96	3,690.70
<b>Tax at Indian Tax Rate of 25.168% (F.Y. 2023-24-25.168%)</b>	<b>2,666.54</b>	<b>-</b>
Effect of Current tax related to earlier years	(348.93)	-
Deferred tax recognized during the year	(548.87)	(332.00)
Mat credit taken during the year	310.03	-
Taxes for earlier years	25.10	-
<b>Total tax expenses as per profit and loss</b>	<b>2,103.87</b>	<b>(332.00)</b>



*Puny*  
*Naina*  
*Am*

**Note 32 Details of Employee Benefit Expenses**

The disclosure required by IND AS -19 "Employee Benefits" are as under:-

**(a) Defined Benefit Plan**

The Liability for **Employee Gratuity** is determined on actuarial valuation using projected unit credit method .

The obligations are as under:-

		( ₹ in Lakhs )	
S. No.	Particulars	31.03.2025	31.03.2024
<b>A.</b>	<b>Change in defined benefit obligation</b>		
1.	Defined benefit obligation at beginning of year	107.90	87.44
2.	Service cost		
a.	Current service cost	6.94	12.65
b.	Past service cost	-	-
c.	(Gain) / loss on settlements	-	-
3.	Interest expenses	7.43	6.12
4.	Cash flows		
a.	Benefit payments from plan	(2.42)	-
b.	Benefit payments from employer	-	-
c.	Settlement payments from plan	-	-
d.	Settlement payments from employer	-	-
5.	Remeasurements		
a.	Effect of changes in demographic assumptions	-	-
b.	Effect of changes in financial assumptions	0.78	0.13
c.	Effect of experience adjustments	(54.09)	1.56
6.	Transfer In /Out		
a.	Transfer In	-	-
b.	Transfer out	-	-
7.	Defined benefit obligation at end of year	66.53	107.90
<b>B.</b>	<b>Change in fair value of plan assets</b>		
1.	Fair value of plan assets at beginning of year	47.68	37.63
2.	Interest Income	3.47	2.90
3.	Cash flows		
a.	Total employer contributions		
(i)	Employer contributions	6.73	7.67
(ii)	Employer direct benefit payments	-	-
(iii)	Employer direct settlement payments	-	-
b.	Participant contributions	-	-
c.	Benefit payments from plan assets	(2.42)	-
d.	Benefit payments from employer	-	-
e.	Settlement payments from plan assets	-	-
f.	Settlement payments from employer	-	-
4.	Remeasurements		
a.	Return on plan assets (excluding interest income)	(0.29)	(0.52)
5.	Transfer In /Out		
a.	Transfer In	-	-
b.	Transfer out	-	-
6.	Fair value of plan assets at end of year	55.16	47.68
<b>C.</b>	<b>Amounts recognized in the Balance Sheet</b>		
1.	Defined benefit obligation	66.53	107.90
2.	Fair value of plan assets	(55.16)	(47.68)
3.	Funded status	11.37	60.22
4.	Effect of asset ceiling	-	-
5.	Net defined benefit liability (asset)	11.37	60.22

*[Signature]*

*[Signature]* Naina



S. No.	Particulars	31.03.2025	31.03.2024
<b>D.</b>	<b>Components of defined benefit cost</b>	<b>31.03.2025</b>	<b>31.03.2024</b>
1.	Service cost		
	a. Current service cost	6.94	12.65
	b. Past service cost	-	-
	c. (Gain) / loss on settlements	-	-
	d. Total service cost	6.94	12.65
2.	Net interest cost		
	a. Interest expense on DBO	7.43	6.12
	b. Interest (income) on plan assets	3.47	2.90
	c. Interest expense on effect of (asset ceiling)	-	-
	d. Total net interest cost	3.96	3.22
3.	Remeasurements (recognized in OCI)		
	a. Effect of changes in demographic assumptions	-	-
	b. Effect of changes in financial assumptions	-	-
	c. Effect of experience adjustments	(53.31)	1.69
	d. (Return) on plan assets (excluding interest income)	(0.29)	(0.52)
	e. Changes in asset ceiling (excluding interest income)	-	-
	f. Total remeasurements included in OCI	(53.02)	2.21
4.	Total defined benefit cost recognized in P&L and OCI	<b>(42.13)</b>	<b>18.08</b>
<b>E.</b>	<b>Re-measurement</b>	<b>31.03.2025</b>	<b>31.03.2024</b>
	a. Actuarial Loss/(Gain) on DBO	(53.31)	1.69
	b. Returns above Interest Income	(0.29)	(0.52)
	c. Change in Asset ceiling	-	-
	Total Re-measurements (OCI)	<b>(53.02)</b>	<b>2.21</b>
<b>F.</b>	<b>Employer Expense (P&amp;L)</b>	<b>31.03.2025</b>	<b>31.03.2024</b>
	a. Current Service Cost	6.94	12.65
	b. Interest Cost on net DBO	3.96	3.22
	c. Past Service Cost	-	-
	d. Total P&L Expenses	<b>10.90</b>	<b>15.87</b>
<b>G.</b>	<b>Net defined benefit liability (asset) reconciliation</b>	<b>31.03.2025</b>	<b>31.03.2024</b>
1.	Net defined benefit liability (asset)	60.22	49.81
2.	Defined benefit cost included in P&L	10.90	15.87
3.	Total remeasurements included in OCI	(53.02)	2.21
4.	a. Employer contributions	(6.73)	(7.67)
	b. Employer direct benefit payments	-	-
	c. Employer direct settlement payments	-	-
5.	Net transfer	-	-
6.	Net defined benefit liability (asset) as of end of year	11.37	60.23
<b>H.</b>	<b>Reconciliation of OCI (Re-measurement)</b>	<b>31.03.2025</b>	<b>31.03.2024</b>
1.	Recognised in OCI at the beginning of year	(3.65)	(5.85)
2.	Recognised in OCI during the year	(53.02)	2.21
3.	Recognised in OCI at the end of the year	(56.67)	(3.65)
<b>I.</b>	<b>Sensitivity analysis - DBO end of year</b>	<b>31.03.2025</b>	<b>31.03.2024</b>
1.	Discount rate +100 basis points	64.55	104.76
2.	Discount rate -100 basis points	68.43	111.25
3.	Salary Increase Rate +1%	68.25	110.79
4.	Salary Increase Rate -1%	64.89	105.15
5.	Attrition Rate +1%	66.54	107.91
6.	Attrition Rate -1%	66.52	107.88
<b>J.</b>	<b>Significant actuarial assumptions</b>	<b>31.03.2025</b>	<b>31.03.2024</b>
1.	Discount rate Current Year	6.55%	6.96%
2.	Discount rate Previous Year	6.96%	7.00%
3.	Salary increase rate	5.00%	5.00%
4.	Attrition Rate	25.00%	25.00%
5.	Retirement Age	60	60
6.	Pre-retirement mortality	Indian Assured Lives Mortality (2012-14)	Indian Assured Lives Mortality (2012-14)
7.	Disability	Ultimate Nil	Ultimate Nil



*[Signature]*

*[Signature]*

*Naina*

**Note 33: Details of Employee Benefit Expenses**

The disclosure required by IND AS -19 "Employee Benefits" are as under-

**(a) Defined Benefit Plan**

The Liability for **Employee Leave Encashment** is determined on actuarial valuation using projected unit credit method .

The obligations are as under:-

( ₹ in Lakhs )

S. No.	Particulars	31-03-2025	31-03-2024
<b>A.</b>	<b>Change in defined benefit obligation</b>		
1.	Defined benefit obligation at beginning of year	<b>12.53</b>	<b>11.98</b>
2.	Service cost		
a.	Current service cost	1.81	2.82
b.	Past service cost	-	0.54
c.	(Gain) / loss on settlements	-	-
3.	Interest expenses	0.87	0.83
4.	Cash flows		
a.	Benefit payments from plan	-	-
b.	Benefit payments from employer	-	-
c.	Settlement payments from plan	-	-
d.	Settlement payments from employer	-	-
5.	Remeasurements		
a.	Effect of changes in demographic assumptions	-	-
b.	Effect of changes in financial assumptions	0.09	0.01
c.	Effect of experience adjustments	(7.25)	(3.53)
6.	Transfer In /Out		
a.	Transfer In	-	-
b.	Transfer out	-	-
7.	Defined benefit obligation at end of year	<b>8.06</b>	<b>12.53</b>
<b>B.</b>	<b>Change in fair value of plan assets</b>	<b>31-03-2025</b>	<b>31-03-2024</b>
1.	Fair value of plan assets at beginning of year	-	-
2.	Interest income	-	-
3.	Cash flows		
a.	Total employer contributions		
(i)	Employer contributions	-	-
(ii)	Employer direct benefit payments	-	-
(iii)	Employer direct settlement payments	-	-
b.	Participant contributions	-	-
c.	Benefit payments from plan assets	-	-
d.	Benefit payments from employer	-	-
e.	Settlement payments from plan assets	-	-
f.	Settlement payments from employer	-	-
4.	Remeasurements		
a.	Return on plan assets (excluding interest income)	-	-
5.	Transfer In /Out		
a.	Transfer In	-	-
b.	Transfer out	-	-
6.	Fair value of plan assets at end of year	-	-
<b>C.</b>	<b>Amounts recognized in the Balance Sheet</b>	<b>31-03-2025</b>	<b>31-03-2024</b>
1.	Defined benefit obligation	<b>8.06</b>	<b>12.53</b>
2.	Fair value of plan assets		
3.	Funded status	8.06	12.53
4.	Effect of asset ceiling	-	-
5.	Net defined benefit liability (asset)	<b>8.06</b>	<b>12.53</b>

*[Signature]*

*[Signature]*

*Naina*



S. No.	Particulars	31-03-2025	31-03-2024
<b>D.</b>	<b>Components of defined benefit cost</b>	<b>31-03-2025</b>	<b>31-03-2024</b>
1.	Service cost		
a.	Current service cost	1.81	2.82
b.	Past service cost	-	0.54
c.	(Gain) / loss on settlements	-	-
d.	Total service cost	1.81	3.35
2.	Net interest cost		
a.	Interest expense on DBO	0.87	0.83
b.	Interest (Income) on plan assets	-	-
c.	Interest expense on effect of (asset ceiling)	-	-
d.	Total net interest cost	0.87	0.83
3.	Remeasurements (recognized in OCI)		
a.	Effect of changes in demographic assumptions	0.00	0.00
b.	Effect of changes in financial assumptions	0.09	0.01
c.	Effect of experience adjustments	(7.25)	(3.53)
d.	(Return) on plan assets (excluding interest income)	-	-
e.	Changes in asset ceiling (excluding interest income)	-	-
f.	Total remeasurements included in OCI	(7.16)	(3.52)
4.	Total defined benefit cost recognized in P&L and OCI	(4.48)	0.66
<b>E.</b>	<b>Re-measurement</b>	<b>31-03-2025</b>	<b>31-03-2024</b>
a.	Actuarial Loss/(Gain) on DBO	(7.16)	(3.52)
b.	Returns above Interest Income	-	-
c.	Change in Asset ceiling	-	-
	Total Re-measurements (OCI)	(7.16)	(3.52)
<b>F.</b>	<b>Employer Expense (P&amp;L)</b>	<b>31-03-2025</b>	<b>31-03-2024</b>
a.	Current Service Cost	1.81	3.35
b.	Interest Cost on net DBO	0.87	0.83
c.	Past Service Cost	-	-
d.	Total P&L Expenses	2.68	4.18
<b>G.</b>	<b>Net defined benefit liability (asset) reconciliation</b>	<b>31-03-2025</b>	<b>31-03-2024</b>
1.	Net defined benefit liability (asset)	12.53	11.87
2.	Defined benefit cost included in P&L	(4.48)	0.66
3.	Total remeasurements included in OCI	-	-
4.	a. Employer contributions	-	-
	b. Employer direct benefit payments	-	-
	c. Employer direct settlement payments	-	-
5.	Net transfer	-	-
6.	Net defined benefit liability (asset) as of end of year	8.06	12.53
<b>H.</b>	<b>Reconciliation of OCI (Re-measurment)</b>	<b>31-03-2025</b>	<b>31-03-2024</b>
1.	Recognised in OCI at the beginning of year	(10.53)	(7.01)
2.	Recognised in OCI during the year	(7.16)	(3.52)
3.	Recognised in OCI at the end of the year	(17.69)	(10.53)
<b>I.</b>	<b>Sensitivity analysis - DBO end of year</b>	<b>31-03-2025</b>	<b>31-03-2024</b>
1.	Discount rate +100 basis points	7.83	12.18
2.	Discount rate -100 basis points	8.30	12.91
3.	Salary Increase Rate +1%	8.26	12.85
4.	Salary Increase Rate -1%	7.87	12.23
5.	Attrition Rate +1%	8.07	12.56
6.	Attrition Rate -1%	8.04	12.50
<b>J.</b>	<b>Significant actuarial assumptions</b>	<b>31-03-2025</b>	<b>31-03-2024</b>
1.	Discount rate Current Year	6.55%	6.96%
2.	Discount rate Previous Year	6.96%	7.00%
3.	Salary increase rate	5.0%	5.0%
4.	Attrition Rate	25.0%	25.0%
5.	Retirement Age	60	60
6.	Pre-retirement mortality	IALM(2012-14) Ultimate	IALM(2012-14) Ultimate
7.	Disability	Nil	Nil



*[Handwritten signatures and initials]*

The following are analytical ratios for the year ended March 31, 2025 and March 31, 2024

Sr. No.	Particulars	Year ended			
		March 31, 2025	March 31, 2024	Variances (%)	Reasons for Variance If > 25%
1	<b>Current Ratio (times)</b> (Current Assets)/Current Liabilities excluding current maturities of Long term borrowings)	28.08	16.52	69.94%	Due to increase in Other Current Assets in the current financial year March 31, 2025.
2	<b>Debt-Equity Ratio (times)</b> (Long-term borrowings +Short-term borrowings Including current maturities of long term	-	-	-	Note Applicable
3	<b>Debt Service Coverage Ratio (DSCR) (times)</b> (PBT +Finance Cost +Depreciation + Exceptional Item)/Finance Cost + Lease Payment +Principal repayment of Long Term Debt Excluding Pre-payment)	-	10.56	-	Note Applicable
4	<b>Return on Equity Ratio (%)</b> (PAT)/( Equity Share Capital +Other Equity)	40.79%	32.75%	24.53%	Note Applicable
5	<b>Inventory turnover Ratio (times)</b> (Cost of Goods sold )/(Average Inventory) Cost of Goods sold = Cost of materials consumed +Contract Paid+ Construction expenses	-	-	-	Not Applicable
6	<b>Trade Receivable turnover Ratio (times)</b> (Revenue from operation)/(Average Trade Receivable)	122.54	45.70	168.17%	Due to increase in Revenue from Operation and Trade Receivable in the current financial year March 31, 2025.
7	<b>Trade Payable turnover Ratio (times)</b> (Contract Paid)/( Average Creditor)	516.94	0.03	1733273.62%	Due to increase in Contract Paid during the current financial year March 31, 2025.
8	<b>Net Capital turnover Ratio (times)</b> (Revenue from operation )/(CA - CL (Excluding Current Maturity of Long term Borrowings )	2.47	1.85	33.51%	Due to increase in Revenue from Operation and current assets in the current financial year March 31, 2025.
9	<b>Net Profit Ratio (%)</b> ( PAT )/Revenue from operation	18.25%	42.68%	-57.23%	Due to increase in Revenue from Operations in the current financial year March 31, 2025.
10	<b>Return on Capital employed (%)</b> (EBITDA)/Capital employed (Capital Employed > Total Assets - Current Liability Excluding Current Maturities of Long term Borrowing )	81.68%	57.63%	41.73%	Due to increase in Profits and Other Equity in the current financial year March 31, 2025.
11	<b>Return on Investment (%)</b> (PAT)/Total Assets	39.46%	29.63%	33.17%	Due to increase in Profits and Total Assets in the current financial year March 31, 2025.

*Handwritten signature*

*Handwritten signature*

*Handwritten signature*



( ₹ in Lakhs )

Sr. No.	Particulars	Year Ended 31st March 2025	Year Ended 31st March 2024
1	Amount required to be spent by the company during the year	9.10	-
2	Amount of expenditure incurred	10.00	-
3	(Shortfall) Excess at the end of the year	0.90	-
4	Total of previous years (shortfall) Excess	-	-
5	Reason for shortfall	Not Applicable	Not Applicable
6	Nature of CSR activities	Distribution of Cloths	Not Applicable
7	Details of related party transactions, e.g., contribution to a trust controlled by the company in relation to CSR expenditure as per relevant Accounting Standard.	Not Applicable	Not Applicable
8	Where a provision is made with respect to a liability incurred by entering into a contractual obligation, the movements in the provision during the year should be shown separately.	Not Applicable	Not Applicable

The accompanying notes (1-35) form an integral part of the financial statements

As per our report on even date attached  
For M/s RAJ HAR GOPAL & CO.  
Chartered Accountants  
FRN-002074N

CA Gopal Krishan Gupta  
Partner  
M.No.081085  
Place- Agra  
Date: 28 May, 2025



For and on behalf of the Board of Directors of  
PNC Kanpur Highways Limited

Pankaj Kumar Jain  
Managing Director  
DIN- 07445462

Ashwani Rawat  
Director  
DIN- 02941309

Amrendra Singh Yadav  
Chief Financial Officer  
PAN: AASPY7628N

Naina Garg  
Company Secretary  
M.No.A39895