



Envisioning Tomorrow Possibilities Unlimited

INVESTOR PRESENTATION Q4FY25



This presentation and the accompanying slides (the “Presentation”), which have been prepared by **PNC Infratech Limited** (the “Company”), have been prepared solely for information purposes and do not constitute any offer, recommendation or invitation to purchase or subscribe for any securities, and shall not form the basis or be relied on in connection with any contract or binding commitment whatsoever. No offering of securities of the Company will be made except by means of a statutory offering document containing detailed information about the Company.

This Presentation has been prepared by the Company based on information and data which the Company considers reliable, but the Company makes no representation or warranty, express or implied, whatsoever, and no reliance shall be placed on, the truth, accuracy, completeness, fairness and reasonableness of the contents of this Presentation. This Presentation may not be all inclusive and may not contain all of the information that you may consider material. Any liability in respect of the contents of, or any omission from, this Presentation is expressly excluded.

This presentation contains certain forward-looking statements concerning the Company’s future business prospects and business profitability, which are subject to a number of risks and uncertainties and the actual results could materially differ from those in such forward-looking statements. The risks and uncertainties relating to these statements include, but are not limited to, risks and uncertainties regarding fluctuations in earnings, our ability to manage growth, competition (both domestic and international), economic growth in India and abroad, ability to attract and retain highly skilled professionals, time and cost over runs on contracts, our ability to manage our international operations, government policies and actions regulations, interest and other fiscal costs generally prevailing in the economy. The Company does not undertake to make any announcement in case any of these forward-looking statements become materially incorrect in future or update any forward-looking statements made from time to time by or on behalf of the Company.

Key Highlights & Financials



Key Highlights for Q4 FY25



Revenue

- Revenue of Rs. 1,415 crore in Q4 FY25

EBITDA

- EBITDA of Rs. 176 crore in Q4 FY25
- EBITDA Margin of 12.4% in Q4 FY25

PAT

- PAT of Rs. 121crore in Q4 FY25
- PAT Margin of 8.6% in Q4 FY25

Key Highlights for FY25



Revenue

Revenue of Rs. 5,513 crore in FY25

EBITDA

- EBITDA of Rs. 1,049 crore in FY25
- EBITDA Margin of 19.0% in FY25

Profit After Tax

- PAT of Rs. 706 crore in FY25
- PAT Margin of 12.8% in FY25

Orderbook

Remaining value of contracts under execution is over Rs. 17,700 crores incl. contract worth Rs. 4,097 crores of which appointed date is awaited

Working Capital

Net Working Capital of 113 days as on 31st March 2025

A background image of a construction site with several tall buildings under construction, covered in green safety netting. Yellow cranes are visible against a blue sky with white clouds.

Order Book Details

Robust Order Book over Rs. 17,700 crores



- Remaining value of contracts under execution of over Rs. 17,700 crore as on 31st March 2025
- **The below orders are included in order book as on 31st March 2025 of which appointed date is awaited:**
 - ✓ FC achieved for 6-lane Greenfield Varanasi - Ranchi – Kolkata Highway under Bharatmala Pariyojana in the state of Bihar on Hybrid Annuity Mode - Package 2 with a total EPC cost of Rs. 816 crores
 - ✓ FC achieved for 6-lane Greenfield Varanasi - Ranchi – Kolkata Highway under Bharatmala Pariyojana in the state of Bihar on Hybrid Annuity Mode - Package 3 with a total EPC cost of Rs. 1,028 crores
 - ✓ FC achieved for 6-lane Greenfield Varanasi - Ranchi – Kolkata Highway under Bharatmala Pariyojana in the state of Bihar on Hybrid Annuity Mode - Package 6 with a total EPC cost of Rs. 1,162 crores
 - ✓ FC document signed and submitted to MPRDC well before Financial Closure date for 4 laning of Western Bhopal Bypass in the state of Madhya Pradesh on Hybrid Annuity Mode for a EPC cost of Rs. 1,091 crores
- **The below order is not included in order book as on 31st March 2025:**
 - ✓ Declared L1 for Construction of Flyover from Heeradas Chouraha to Kumher Gate Chouraha in Bharatpur City, Bharatpur on EPC Mode for a total cost of Rs. 240 crores

Key EPC Projects Under Construction	Awarding Authority	Remaining Value (Rs. Crs)
Jalna-Nanded	MSRDC	2,362
Pune Ring Road	MSRDC	2,268
Integrated Infrastructure Work	CIDCO	2,040
Elevated Corridor / Flyover	PWD, MP	681
Akkalkot Pkg-II (Badadal-Maradgi S)	NHAI	631
Sonali – Gorukhpur	NHAI	527
Top 6 road projects		8,509
Water		3,014
4 nos. HAM projects* (Varanasi - Ranchi – Kolkata Pkg, 2, Pkg 3, Pkg 6 and Bhopal Bypass)		4,097
Other Projects		2,172
Total Order Book as on 31st March 2025		17,792

Remaining value of contracts under execution is over Rs. 17,700 crores (incl. contract worth Rs. 4,097 crores where Appointed date is awaited) is over 3.2 times of FY25 revenue

Road Highway, Road Expressway, Railway and Canal EPC projects constitute 83% of total order-book

The background of the slide is an aerial photograph of a city. It shows several tall buildings, some of which are under construction, with yellow cranes visible. The ground is a mix of paved areas and construction sites. The overall tone is slightly desaturated, giving it a professional, architectural feel.

Portfolio of Development Projects on PPP Mode

■ Completion of Sale of Equity Stake in 10 of Company's Road Assets

- ✓ The Company, along with its wholly owned subsidiary, PNC Infra Holdings Limited have completed the sale of ten road assets which are duly handed over to Highways Infrastructure Trust (HIT), an Infrastructure Investment Trust (InvIT) whose sponsor is affiliated with funds, vehicles and/or accounts managed and/or advised by affiliates of KKR & Co. Inc.
- ✓ In January 2024, the Company executed definitive agreements with HIT to divest 12 of its road assets, comprising of 11 National Highway HAM assets and 1 State Highway BOT Toll asset with approximately 3,800 lane-km aggregate length in two tranches.
- ✓ Tranche I comprises of 10 HAM assets for an equity consideration of Rs. 1,827.6 Crores, after adjustments on account of certain items of works descope in the projects. Apart from the above consideration amount, there are certain other receivables of approximately Rs. 200.0 Crores that would be received by the Company as stipulated in the definitive agreements, upon realization of the same by the SPVs going forward.
- ✓ Equity invested in the ten assets by the Company is Rs. 1,371 Crores.
- ✓ The sale process of equity in the remaining two assets, viz. PNC Bareilly Nainital Highways Private Limited and PNC Challakere Karnataka Highways Private Limited is expected to be completed in the H1 of FY26 upon completion of the respective Conditions Precedent for these two assets.

Disinvestment aligns with the Company's strategic objective of recycling the capital invested in operating road assets into new infrastructure opportunities

Sizeable Project Portfolio: Operational Projects



Project	% Stake	Authority	State / Stretch	Type	JV Partners	Kms / Lanes	TPC (Rs. Crs)	Invested Equity (Rs. Crs)	PNC Share of Invested Amount (Rs. Crs)	Grant (Rs. Crs)	Total Debt (Rs. Crs)	Debt as on 31 st Mar '25 (Rs. Crs)
Gwalior Bhind **	100%	MPRDC	MP / NH-92	Toll	-	107.68 / 2	340.3	78.3	78.3	27.0	235.0	-
Bareilly Almora*	100%	UPSHA	UP / SH-37	Toll	-	54 / 4	604.5	74.6	74.6	70.0	460.0	235
Rae Bareli Jaunpur	100%	NHAI	UP / NH-231	Annuity	-	166.40 / 2	837.4	139.6	139.6	0.0	697.8	208
Narela Industrial Area	100%	DSIIDC	Delhi / NA	Annuity	-	33 / -	175.0	35.0	35.0	0.0	140.0	-
							1,957	328	328	97	1,533	443

* This project is part of the definitive agreements signed with Highways Infrastructure Trust on 15th January 2024

All Projects are Operational

** Extension of the Concession Period by 2 years 9 months 18 days (2.8 years) i.e., up to 25th March 2028

Sizeable Project Portfolio: HAM Projects



Project	% Stake	Authority	State / Stretch	Kms / Lanes	Status	TPC (Rs. Crs)	Invested Equity (Rs. Crs)	PNC Share of Invested Amount (Rs. Crs)	Total Debt (Rs. Crs)	Debt / Bond as on 31 st Mar'25 (Rs. Crs)
Challakere-Hariyur *	100%	NHAI	Karnataka / NH 150 A	55.7 / 4	PCOD	1,023	114	114	440	405
Gaju Village- Devinagar (Pkg-1C)	100%	NHAI	UP/ NH-530B	33.0 / 4	PCOD	819	85	85	386	386
Hardoi	100%	NHAI	UP / NH-731	54.4 / 4	PCOD	948	97	97	443	430
Kanpur-Lucknow (Pkg I)	100%	NHAI	UP / NH-27	17.5 / 6	UC	1,618	171	171	780	686
Kanpur-Lucknow (Pkg II)	100%	NHAI	UP / NH-31/25	45.2 / 6	UC	1,662	160	160	777	665
Sonauli- Gorakhpur	100%	NHAI	UP / NH-29E	79.5 / 4	UC	1,611	100	100	757	340
Mathura - Gaju Village (Pkg- 1B)	100%	NHAI	UP/ NH-530B	32.9 / 4	UC	994	82	82	472	372
Akkalkot Pkg-II (Badadal-Maradgi S)	100%	NHAI	MH & KN / NH-150C	71.0 / 6	UC	1,733	111	111	812	488
Singraur Uphar - Baranpur Kadipur Ichauli (Package-III)	100%	MORTH	UP / NH-731A	25.5 / 4	UC	929	49	49	444	170
Greenfield Varanasi - Ranchi - Kolkata Highway (Pkg-2)	100%	NHAI	Bihar / Greenfield	27.0 / 6	FC	1,030	3	3	500	-
Greenfield Varanasi - Ranchi - Kolkata Highway (Pkg-3)	100%	NHAI	Bihar / Greenfield	36.0 / 6	FC	1,297	5	5	632	-
Greenfield Varanasi - Ranchi - Kolkata Highway (Pkg-6)	100%	NHAI	Bihar / Greenfield	35.2 / 6	FC	1,466	5	5	715	-
4 laning of Western Bhopal Bypass	100%	MPRDC	MP / NH-46 / SH-28	40.9 / 4	FC #	1,380	2	2	677	-
						16,510	984	984	7,835	3,942

* This project is part of the definitive agreements signed with Highways Infrastructure Trust on 15th January 2024

FC # - Financial Closure document submitted to MPRDC

Equity Requirement over the next 2-3 years of approximately Rs. 759 Crs for all HAM projects

A stack of several thick, white books is shown on the left side of the slide. The books are stacked horizontally, with their spines facing right. The pages are visible, showing a slight yellowing and some wear at the edges. The stack is positioned against a light blue background.

Annexure – I

Summary Financials

Standalone Profitability Statement – Q4 & FY25



Rs. Crores	Q4 FY25	Q4 FY24	FY25	FY24
REVENUE	1,415	2,342	5,513	7,699
EBITDA	176	565	1,049	1,277
EBITDA margin	12.4%	24.1%	19.0%	16.6%
Other Income	29	10	66	28
Depreciation	22	27	90	103
Financial Expenses	27	14	76	66
Profit Before Tax	156	535	949	1,136
Total Tax Expenses	35	133	243	286
Current Tax	42	136	245	291
Taxation in respect of earlier years	0	0	3	0
Deferred Tax	-7	-4	-5	-5
Profit After Tax	121	402	706	850
PAT Margin	8.6%	17.2%	12.8%	11.0%
Total Other Comprehensive Income, net of tax	1	1	3	3
Total Comprehensive income	122	403	709	853

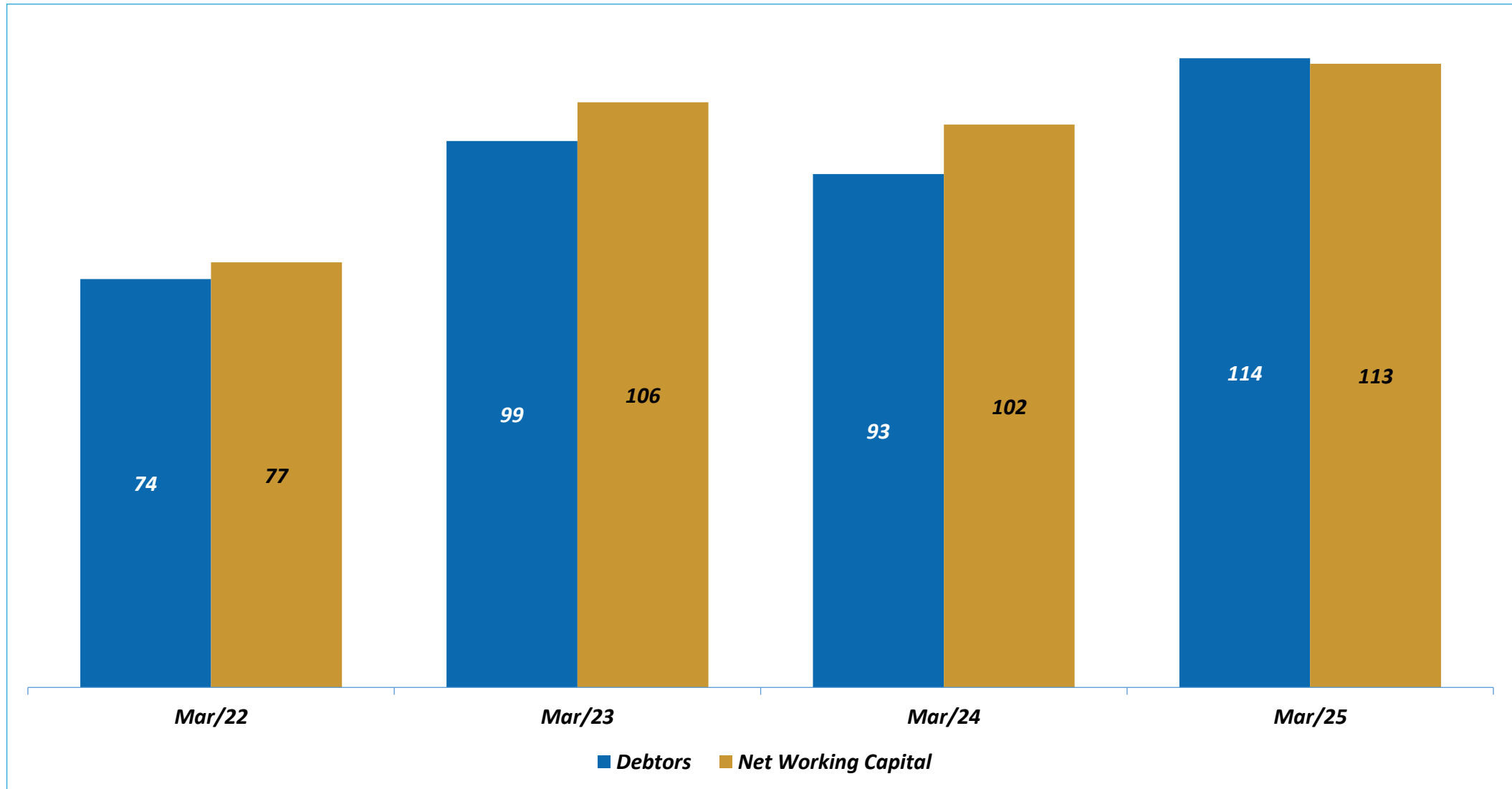
Standalone Balance Sheet



ASSETS (Rs. Crores)	Mar-25	Mar-24
(1) NON-CURRENT ASSETS		
(a) Property, plant & equipment	387	463
(b) Right to Use Assets	18	8
(c) Capital work-in-progress	0	0
(d) Intangible Assets	2	2
(e) Financial assets		
(i) Investments	2,017	1,664
(ii) Other Financial Assets	100	101
(f) Deferred Tax Asset	32	28
(g) Other Non - current assets	381	310
Sub Total (A)	2,937	2,576
(2) CURRENT ASSETS		
(a) Inventories	861	765
(b) Financial Assets		
(i) Investments	155	0
(ii) Trade receivables	1,729	1,951
(iii) Cash and cash equivalents	546	616
(iv) Bank Balances other than (ii) above	136	96
(v) Loans	113	109
(iv) Other Financial Assets	120	91
(c) Other current assets	751	294
Sub Total (B)	4,411	3,922
Non-current assets held for sale	754	749
Total Assets (A+B)	8,102	7,247

EQUITY AND LIABILITIES (Rs. Crores)	Mar-25	Mar-24
EQUITY		
(a) Equity Share capital	51	51
(b) Other equity	5,424	4,730
Equity Attributable to Owners (C)	5,475	4,781
LIABILITIES		
(1) Non-Current Liabilities		
(a) Financial Liabilities		
(i) Borrowings	7	23
(ii) Lease Liabilities	17	6
(iii) Other Financial Liabilities	411	414
(b) Provisions	17	19
(c) Other Non-Current Liabilities	308	232
Sub Total (D)	760	694
(2) Current Liabilities		
(a) Financial liabilities		
(i) Borrowings	393	359
(ii) Lease Liabilities	3	3
(iii) Trade Payables	908	933
(iv) Other Financial Liabilities	185	254
(b) Other current liabilities	376	217
(c) Provisions	2	5
Sub Total (E)	1,867	1,771
Total Equity & Liabilities (C+D+E)	8,102	7,247

Net Working Capital Days - Standalone



Consolidated Profitability Statement – Q4 & FY25



Rs. Crores	Q4 FY25	Q4 FY24	FY25	FY24
REVENUE	1,704	2,600	6,769	8,650
EBITDA	362	736	2,066	2,005
EBITDA margin	21.3%	28.3%	30.5%	23.2%
Other Income	63	24	173	81
Depreciation	41	44	195	177
Financial Expenses	233	183	852	660
Profit Before Tax	151	533	1,192	1,249
Total Tax Expenses	76	137	376	339
Current Tax	86	153	392	369
MAT Credit Entitlement	3	0	3	0
Taxation in respect of earlier years	0	-3	10	-8
Deferred Tax	-14	-13	-28	-22
Profit After Tax	75	396	815	909
PAT Margin	4.4%	15.2%	12.0%	10.5%
Total Other Comprehensive Income, net of tax	2	1	5	4
Total Comprehensive income	77	397	820	913

Consolidated Balance Sheet



ASSETS (Rs. Crores)	Mar-25	Mar-24
(1) NON-CURRENT ASSETS		
(a) Property, plant & equipment	394	468
(b) Right to Use Assets	19	8
(c) Capital work-in-progress	0	0
(d) Intangible Assets	580	684
(e) Financial assets		
(i) Investments	1	1
(ii) Trade Receivables	9,745	8,230
(iii) Other Financial Assets	103	104
(f) Deferred Tax Asset	21	0
(g) Other Non - current assets	1,770	1,452
Sub Total (A)	12,633	10,947
(2) CURRENT ASSETS		
(a) Inventories	861	765
(b) Financial Assets		
(i) Investments	790	511
(ii) Trade receivables	1,254	1,633
(iii) Cash and cash equivalents	1,141	1,002
(iv) Bank Balances other than (ii) above	503	377
(v) Loans	0	0
(iv) Other Financial Assets	120	78
(c) Other current assets	757	297
Sub Total (B)	5,426	4,663
Non-current assets held for sale	0	0
Total Assets (A+B)	18,059	15,610

EQUITY AND LIABILITIES (Rs. Crores)	Mar-25	Mar-24
EQUITY		
(a) Equity Share capital	51	51
(b) Other equity	5,938	5,134
Equity Attributable to Owners (C)	5,989	5,185
LIABILITIES		
(1) Non-Current Liabilities		
(a) Financial Liabilities		
(i) Borrowings	8,708	7,264
(ii) Lease Liabilities	17	6
(iii) Trade Payables	0	0
(iv) Other Financial Liabilities	412	415
(b) Deferred Tax Liability	0	1
(c) Provisions	347	316
(c) Other Non-Current Liabilities	220	176
Sub Total (D)	9,704	8,178
(2) Current Liabilities		
(a) Financial liabilities		
(i) Borrowings	636	752
(ii) Lease Liabilities	3	3
(iii) Trade Payables	874	953
(iv) Other Financial Liabilities	255	301
(b) Other current liabilities	467	188
(c) Provisions	131	50
Sub Total (E)	2,366	2,247
Total Equity & Liabilities (C+D+E)	18,059	15,610

Cashflow Statement

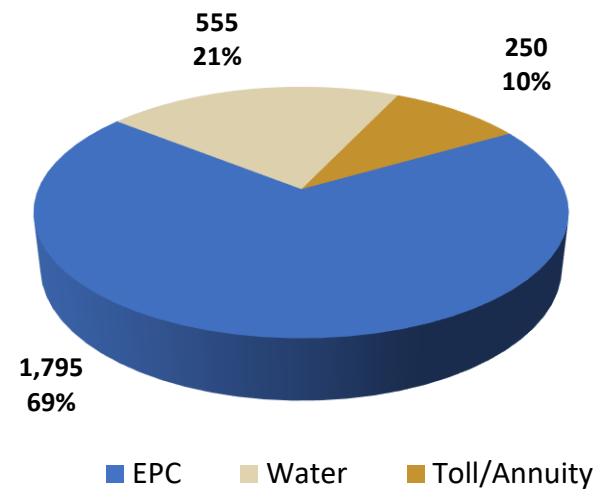


Rs. Crores	Standalone		Consolidated	
	Full Year ended 31-Mar-25	Full Year ended 31-Mar-24	Full Year ended 31-Mar-25	Full Year ended 31-Mar-24
Profit before tax	949	1,136	1,912	1,249
<i>Adjustments</i>	136	159	158	751
Operating Cash flow Before Working Capital Changes	1,085	1,295	2,070	2,000
<i>Change in operating assets and liabilities</i>	-285	257	-1,722	-1,870
Cash generated from operations	800	1,552	348	130
<i>Income taxes paid</i>	-248	-291	-404	-361
Net cash inflow from operating activities (A)	552	1,261	-56	-231
Net cash inflow/(outflow) from investing activities (B)	-543	-786	-261	-250
Net cash outflow from financing activities (C)	-79	-151	456	1,067
Net increase/(decrease) in cash and cash equivalents (A+B+C)	-70	323	139	586
Cash and cash equivalents at the beginning of the year	616	293	1,002	416
Cash and cash equivalents at the end of the year	546	616	1,141	1,002

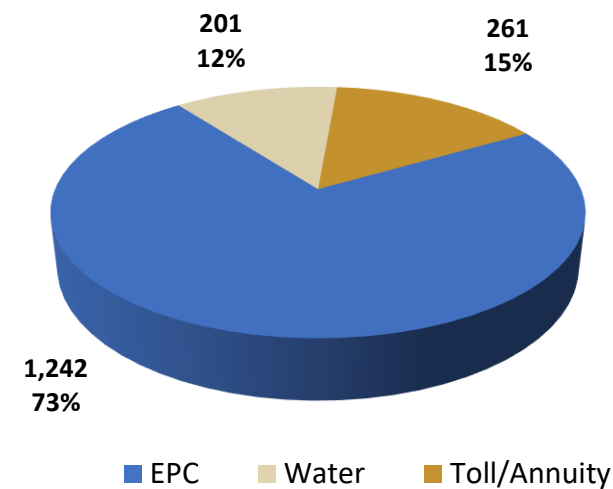
Segmental Revenue Break-up



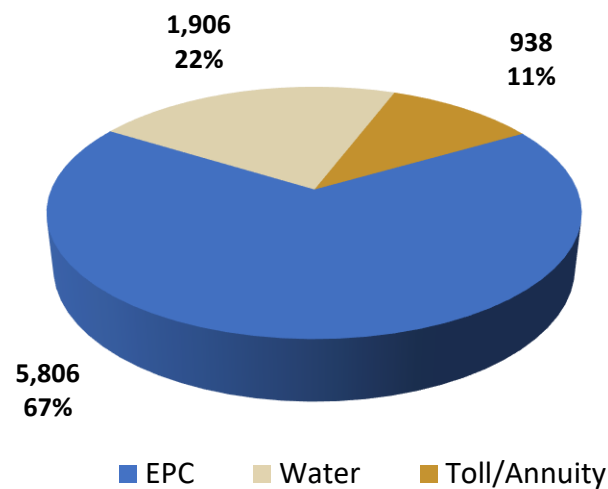
Q4 FY24



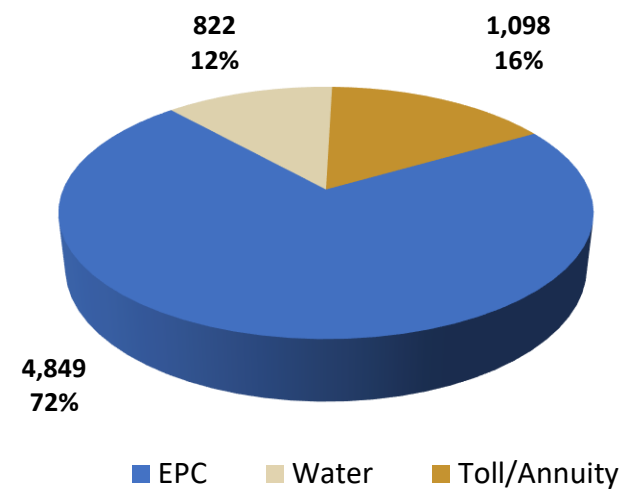
Q4 FY25



FY24



FY25



Annexure – II

Company Overview



Introduction

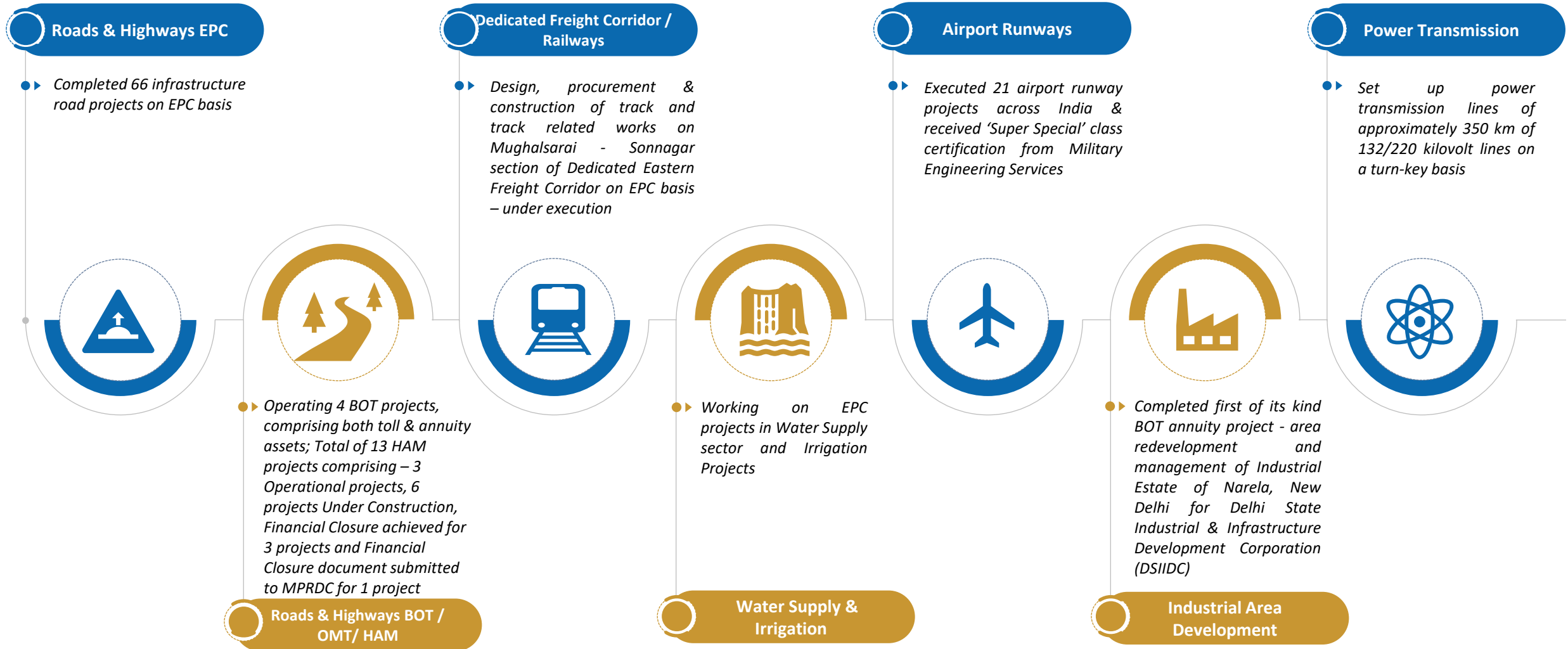


Established track record of timely/early completion of projects

- Infrastructure construction, development, and management company; expertise in the execution of projects including highways, bridges, flyovers, airport runways, industrial areas, railways and transmission lines
- Executed over 90 major infrastructure projects spread across 13 states, of which 66 are road EPC projects; currently executing 20 projects
- Large fleet of sophisticated equipment and professionally qualified & experienced employee base
- Operating 4 BOT projects, comprising both toll & annuity assets; Total of 13 HAM projects comprising – 3 Operational projects, 6 projects Under Construction, Financial Closure achieved for 3 projects and Financial Closure document submitted to MPRDC for 1 project

Strong credit rating of CARE AA+ for Long Term Loans
CARE A1+ for Short Term Loans
“Stable” outlook

Business Overview



Corporate Structure



PNC Infra Holdings Limited ("PNCIHL")

BOT Holdco for road and other infra projects

PNC Bareilly Nainital Highways Private Limited ("PNCBNHPL") *

4 laning of the Bareilly-Almora section of SH 37

MP Highways Private Limited ("MPHPL")

Augmentation of the Gwalior-Bhind section of NH 92

PNC Delhi Industrial Infra Private Limited ("PNCDIPL")

Redevelopment maintenance and management of industrial estate of Narela

PNC Kanpur Highways Limited ("PNCKHL")

2 laning of the Kanpur to Kabrai section of NH 86

PNC Raebareli Highways Private Limited ("PNCRHPL")

2 laning of Raebareli to Jaunpur section of NH 231

PNC Kanpur Ayodhya Tollways Private Limited ("PNCKATPL")

OMT of Kanpur-Lucknow-Ayodhya section of NH 28

PNC Challakere (Karnataka) Highways Pvt. Ltd. ("PNC(K)HPL") *

4 laning of Challakere to Hariyur section of NH 150 A on HAM

Sonauli Gorakhpur Highways Private Limited ("SGHPL")

4 laning of Sonauli - Gorakhpur section of NH-29E on HAM

Akkalkot Highways Private Limited ("AHPL")

4 laning of Badadal Maradgi S Andola section of NH-150C on HAM

Hardoi Highways Private Limited ("HHPL")

4 laning of NH-731 Hardoi District on HAM

Kanpur Lucknow Expressway Private Limited ("KLEPL")

6 laning of Kanpur Lucknow Expressway (PKG-I) of NH-31/25 on HAM

Awadh Expressway Private Limited ("AEPL")

6 laning of Kanpur Lucknow Expressway (PKG-II) of NH-31/25 on HAM

Yamuna Highways Private Limited ("YHPL")

4 laning of Mathura - Gaju Village section (Pkg-1B) of NH 530B on HAM

Hathras Highways Private Limited ("HHPL")

4 laning of Gaju Village Devinagar section (Pkg-1C) of NH-530B on HAM

Prayagraj Kaushambi Highway Package 3 Private Limited ("PKHP3PL")

4 laning of Singraur Uphar - Baranpur Kadipur Ichauli (PKG-III) of NH-731A on HAM

Varanasi Kolkata Highway Package 6 Private Limited ("VKHP6PL")

6 laning of Greenfield Varanasi-Ranchi-Kolkata Highway (Pkg-6) on HAM

Varanasi Kolkata Highway Package 3 Private Limited ("VKHP3PL")

6 laning of Greenfield Varanasi-Ranchi-Kolkata Highway (Pkg-3) on HAM

Varanasi Kolkata Highway Package 2 Private Limited ("VKHP2PL")

6 laning of Greenfield Varanasi-Ranchi-Kolkata Highway (Pkg-2) on HAM

Western Bhopal Bypass Private Limited ("WBBPL")

4 laning of Western Bhopal Bypass on HAM

Joint Ventures

PNC-SPSCPL (JV)

4 laning of Koilwar to Bhojpur from Km. 137.375 of NH-30 to Km. 27.370 of NH-84

Joint Ventures

PNC-SPSCPL (JV)

4 laning of Bhojpur to Buxar from Km. 27.370 to Km. 75.00 of NH-84

Joint Ventures

PNC-SPML (JV)

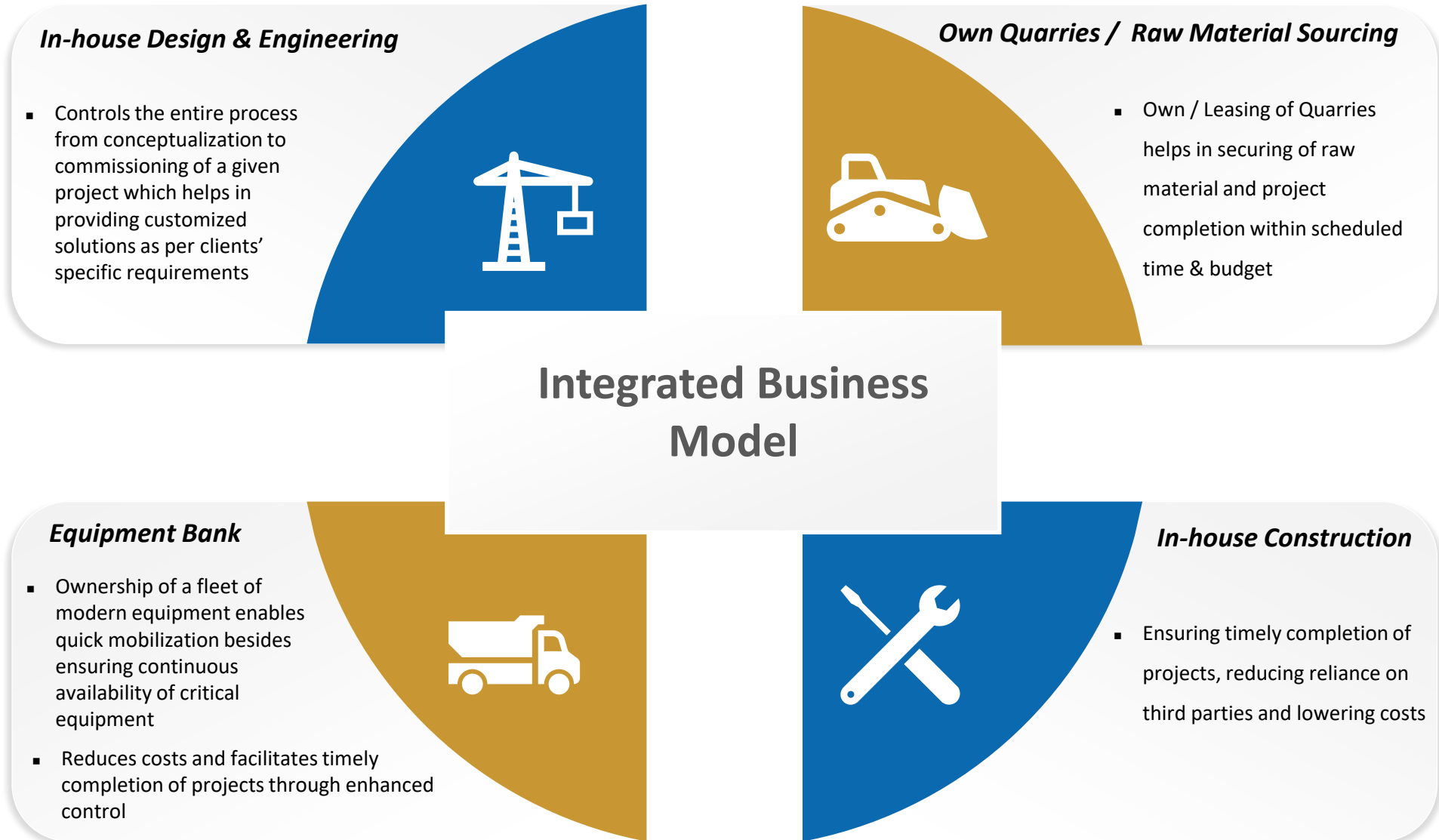
Construction of Haraulipur Group of Villages Water Supply Scheme (Surface Water) and Electric/Solar based Piped Ground Water Supply Scheme in Hamirpur District, Uttar Pradesh including Commissioning and Operation & Maintenance for 10 years

Joint Ventures

PNC Aakshya Joint Venture Private Limited ("PNCAJVPL") (JV)

Integrated Infrastructure Development of 20M & above wide Roads, Construction of Various Major & Minor Structures (Viz Flyover, Minor Bridges, VUPS, PUPS etc.) and Allied Electrical Works (Street Light) in TPS - 8, 9 and TPS-12 under NAINA Project.

Integrated Business Model



Enhanced Execution Capability



Strong Credit Rating

- Long term bank facilities "CARE AA+ (Double A plus)"
- Short term bank facilities "CARE A1+ (A One plus)" "Stable" outlook



Working Capital Limits

- Fund Based Limits of Rs. 1,000 crores which will enable us to execute projects without financial constraints
- Non-Fund Based Limits of Rs. 5,000 crores will enable to Bid for higher no. of projects which are larger in size



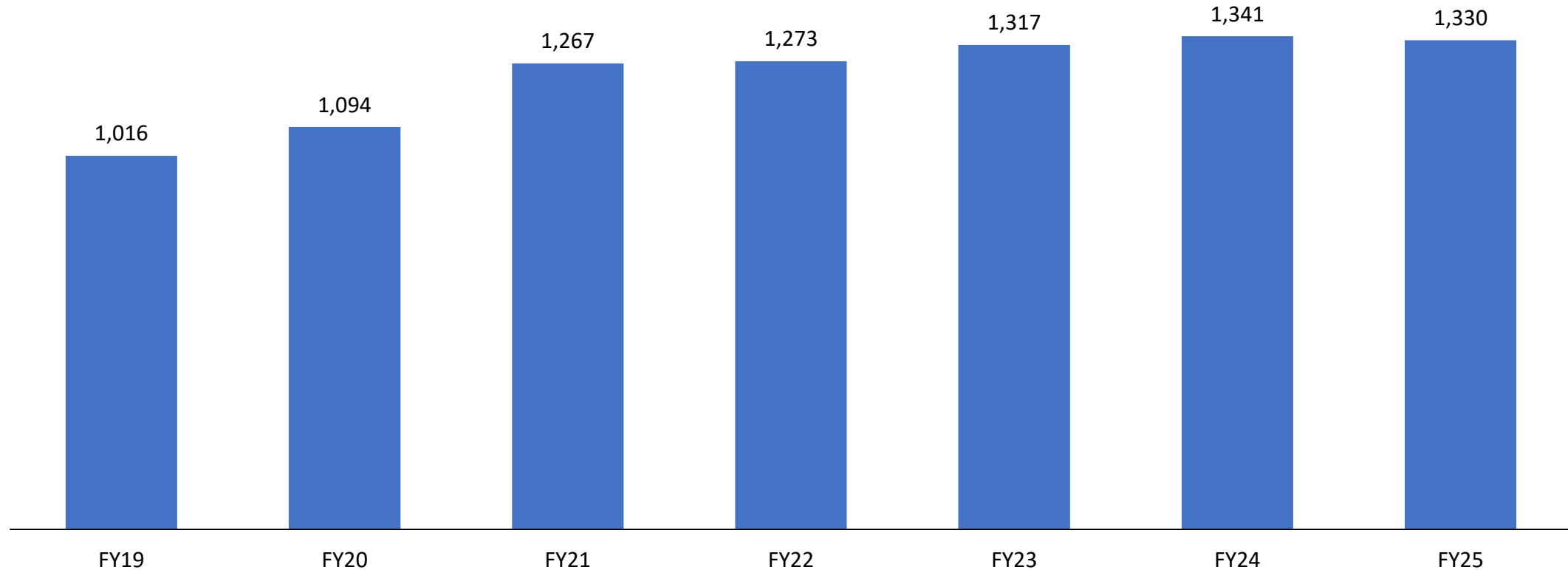
Man & Machine added to execute more projects

- Strengthening of In-house execution team with induction of engineers with strong technical knowledge
- Investments in Machinery over the years to augment and upgrade the execution capabilities

Enhanced to Augment and upgrade the execution



Rs. Crores

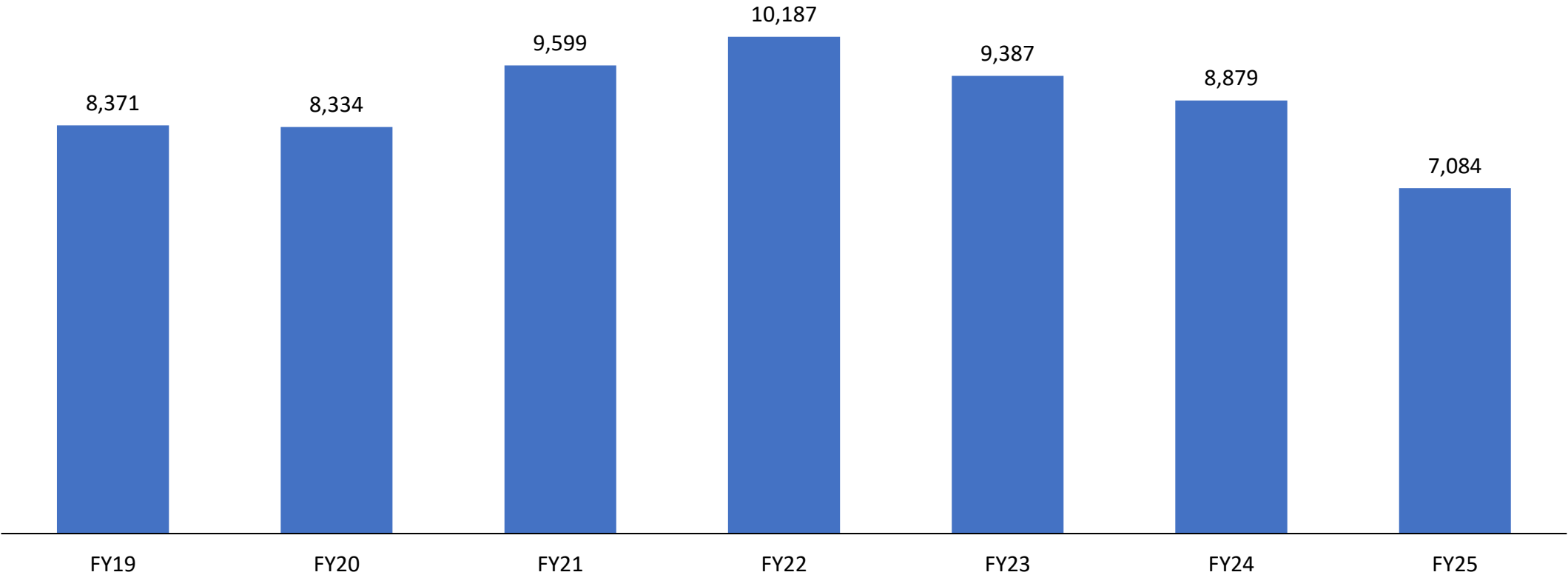


Present Capex will enable us to achieve a Turnover of Rs. 10,000-12,000 crores

In-house execution team with proven track record



No. of Employees



Strengthening of In-house execution team with induction of engineers with strong technical knowledge

Strong Credit Rating



Upgraded

- PNC Challakere (Karnataka) Highways Pvt. Ltd. *
 - ✓ Long term bank facilities at CARE A+ (RWD) (Placed on Rating Watch with Developing Implications)

Assigned

- Yamuna Highways Pvt. Ltd.
 - ✓ CARE A; Stable (Single A; Outlook: Stable) on long term bank facilities
- Akkalkot Highways Pvt. Ltd.
 - ✓ CARE A; Stable (Single A; Outlook: Stable) on long term bank facilities
- Kanpur Lucknow Expressway Pvt. Ltd.
 - ✓ CARE A; Stable (Single A; Outlook: Stable) on long term bank facilities
- Awadh Expressway Pvt. Ltd.
 - ✓ CARE A; Stable (Single A; Outlook: Stable) on long term bank facilities
- Prayagraj Kaushambi Highway Package 3 Pvt. Ltd.
 - ✓ CARE A; Stable (Single A; Outlook: Stable) on long term bank facilities

Reaffirmed

- PNC Infratech Ltd.
 - ✓ Long term bank facilities at CARE AA+; Stable (Double A plus; Outlook: Stable)
 - ✓ Reaffirmed Short term bank facilities at CARE A1+ (A One plus)
- PNC Bareilly Nainital Highways Pvt. Ltd. *
 - ✓ Long term bank facilities at CARE BBB+ (RWP) (Placed on Rating Watch with Positive Implications)
- PNC Raebareli Highways Pvt. Ltd.
 - ✓ Long term bank facilities (Senior debt) at CARE AA+; Stable (Double A plus; Outlook: Stable)
 - ✓ Long term bank facilities (Sub debt) at CARE AA+; Stable (Double A plus; Outlook: Stable)
- Hardoi Highways Pvt. Ltd.
 - ✓ Long term bank facilities at CARE A; Stable (Single A; Outlook: Stable)
- Akkalkot Highways Pvt. Ltd.
 - ✓ Long term bank facilities at CARE A; Stable (Single A; Outlook: Stable)
- Sonauli Gorakhpur Highways Pvt. Ltd.
 - ✓ Long term bank facilities at CARE A; Stable (Single A; Outlook: Stable)

Experienced Promoters



Mr. Pradeep Kumar Jain

Chairman & Managing Director

- Over 42 years of experience in the construction, infrastructure sector and allied areas
- Responsible for overall administration and supervision of projects and liaison with agencies



Mr. Naveen Kumar Jain

Promoter

- Over 33 years of experience in industries such as construction, cold storage, transportation, machineries and transport organization



Mr. Chakresh Kumar Jain

Managing Director

- Over 32 years of experience in development of infrastructure sector, such as construction of highways, airports, rail over-bridges among others
- Responsible for overall finance, project management & administration



Mr. Yogesh Jain

Managing Director

- Over 27 years of experience in planning, execution, supervision of work starting from pre-qualification and tendering up to completion and handing over of sites
- Responsible for technical supervision of projects up to completion stage of such projects

Board of Directors



Mr. Pradeep Kumar Jain
Chairman & Managing Director



Mr. Chakresh Kumar Jain
Managing Director



Mr. Yogesh Jain
Managing Director



Mr. Anil Kumar Rao
Whole-time Director



Mr. Talluri Raghupati Rao
Wholetime Director



Mr. Krishan Kumar Jalan (IAS)
Independent Director



Mr. Gauri Shankar
Independent Director



Mr. Subhash Chander Kalia
Independent Director



Mr. Naresh Kumar Jain
Independent Director



Ms. Seema Singh
Independent Director

Clientele



Uttar Pradesh Power Corporation Limited



State Water & Sanitation Mission
NAMAMI GANGE AND RURAL WATER SUPPLY DEPARTMENT
Government of Uttar Pradesh





- Leveraging Strong Project Execution track record to diversify into new functional areas of infrastructure development
- Expand presence in water supply and irrigation sectors
- Diversify into railways and metro rail projects, renewable energy, storage systems, industrial area development and other related infrastructure sectors

Diversification

Strong Relationship



- Improve performance and competitiveness of existing business through investments in technology, equipment and skilled manpower
- Investments in modern equipment will ensure cost effective execution

Competitiveness

Focused Approach

- Continue to focus on our Core EPC Strength & Regional Expertise
- Increase presence in BOT, OMT & HAM projects by leveraging our technical and financial credentials developed through our focus on core EPC projects





For further information, please contact:

Company :

PNC Infratech Ltd
CIN: L45201DL1999PLC195937

Mr. Pankaj Agarwal
Vice President (F&A)

pankajca@pncinfratech.com

www.pncinfratech.com

Investor Relations Advisors :

Strategic Growth Advisors Pvt. Ltd.
CIN: U74140MH2010PTC204285

Mr. Jigar Kavaiya
COO – IR Practice
+91-9920602034

jigar.kavaiya@sgapl.net

www.sgapl.net