

Driving Value Through
Passion
n
Commitment



PNC INFRATECH LIMITED

Result Update Presentation
Q4 & FY22

This presentation and the accompanying slides (the “Presentation”), which have been prepared by PNC Infratech Limited (the “Company”), have been prepared solely for information purposes and do not constitute any offer, recommendation or invitation to purchase or subscribe for any securities, and shall not form the basis or be relied on in connection with any contract or binding commitment whatsoever. No offering of securities of the Company will be made except by means of a statutory offering document containing detailed information about the Company.

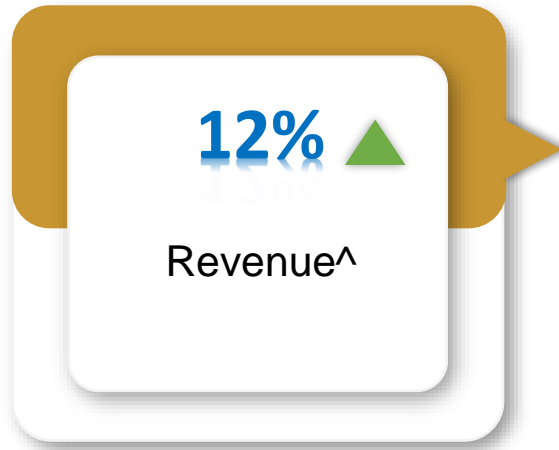
This Presentation has been prepared by the Company based on information and data which the Company considers reliable, but the Company makes no representation or warranty, express or implied, whatsoever, and no reliance shall be placed on, the truth, accuracy, completeness, fairness and reasonableness of the contents of this Presentation. This Presentation may not be all inclusive and may not contain all of the information that you may consider material. Any liability in respect of the contents of, or any omission from, this Presentation is expressly excluded.

This presentation contains certain forward-looking statements concerning the Company’s future business prospects and business profitability, which are subject to a number of risks and uncertainties and the actual results could materially differ from those in such forward-looking statements. The risks and uncertainties relating to these statements include, but are not limited to, risks and uncertainties regarding fluctuations in earnings, our ability to manage growth, competition (both domestic and international), economic growth in India and abroad, ability to attract and retain highly skilled professionals, time and cost over runs on contracts, our ability to manage our international operations, government policies and actions regulations, interest and other fiscal costs generally prevailing in the economy. The Company does not undertake to make any announcement in case any of these forward-looking statements become materially incorrect in future or update any forward-looking statements made from time to time by or on behalf of the Company.

Key Highlights & Financials



Key Highlights for Q4 FY22

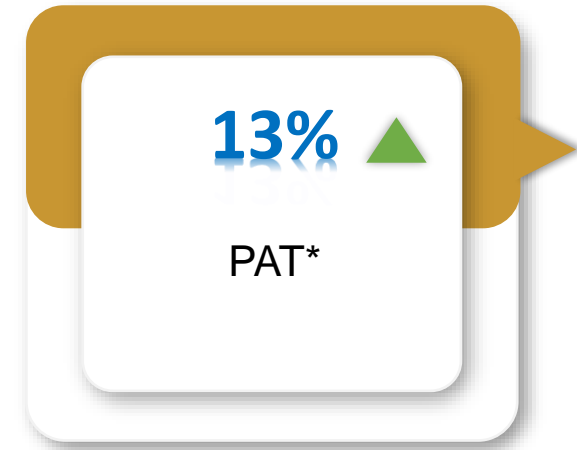


● Revenue of Rs. 1,835 crore in Q4 FY22 as compared to Rs. 1,644 crore in Q4 FY21



● EBITDA* of Rs. 232 crore in Q4 FY22 compared to Rs. 232 crore in Q4 FY21

EBITDA Margin* of 12.7% in Q4 FY22



● PAT* of Rs. 146 crore in Q4 FY22 compared to Rs. 129 crore in Q4 FY21

PAT Margin* of 7.9% in Q4 FY22

[^] - Adjusted for Bonus of Rs. 82.68 crs received in Q4 FY22

* Adjusted for impairment of Rs. 90.33 crs in Q4 FY22 and Rs. 129.72 crs in FY22 related to Ghaziabad Aligarh Road Project

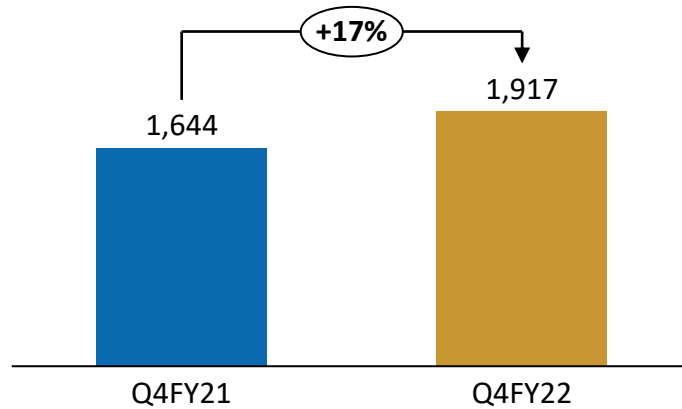
Standalone Financials

Key Highlights for Q4 FY22

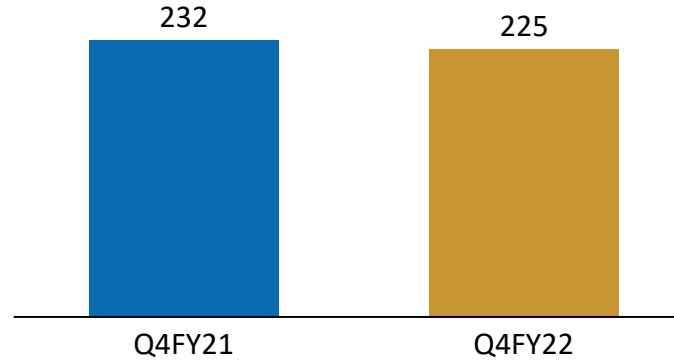


Including Adjustments

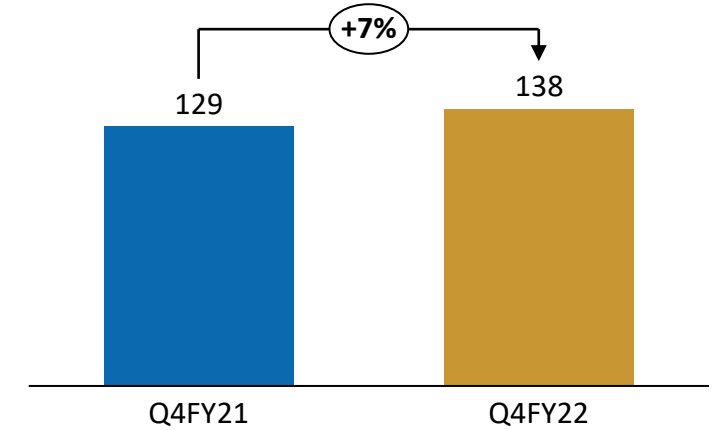
Revenue (Rs. crore)



EBITDA (Rs. crore)

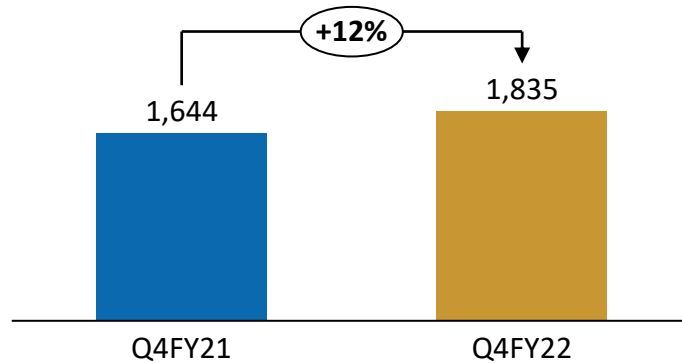


PAT (Rs. crore)

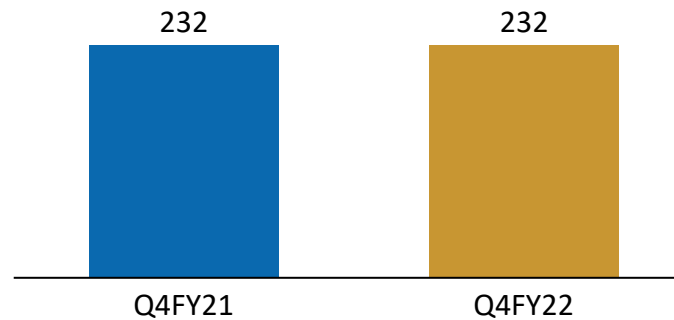


Excluding Adjustments

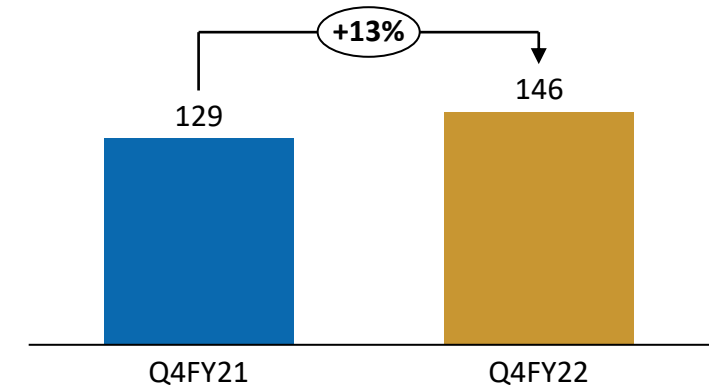
Revenue (Rs. crore)^



EBITDA (Rs. crore)*



PAT (Rs. crore)*



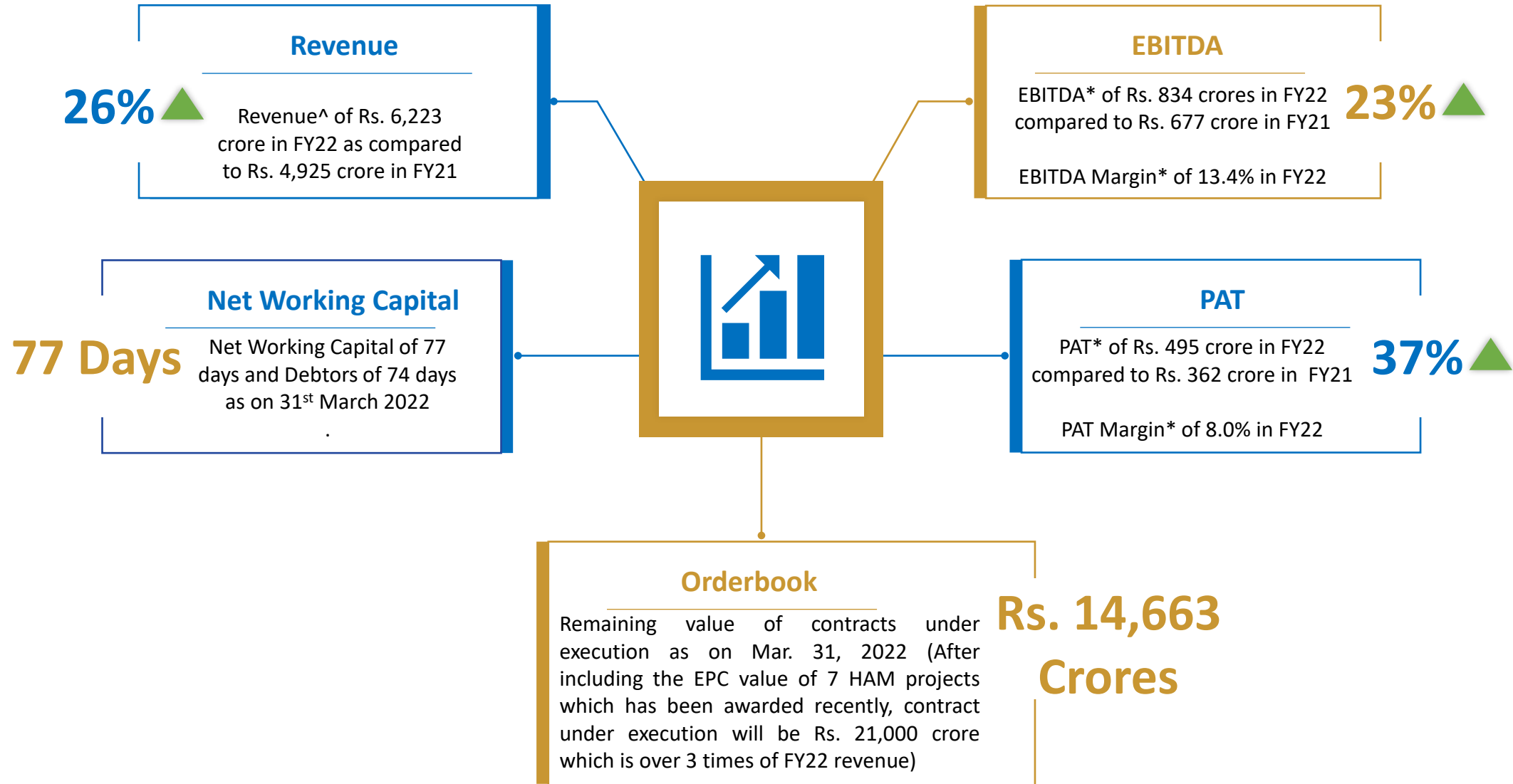
^ - Adjusted for Bonus of Rs. 82.68 crs received in Q4 FY22

* Adjusted for impairment of Rs. 90.33 crs in Q4 FY22 and Rs. 129.72 crs in FY22 related to Ghaziabad Aligarh Road Project

Standalone Financials

PNC infratech

Key Highlights for FY22



[^] - Adjusted for Bonus of Rs. 82.68 crs received in Q4 FY22

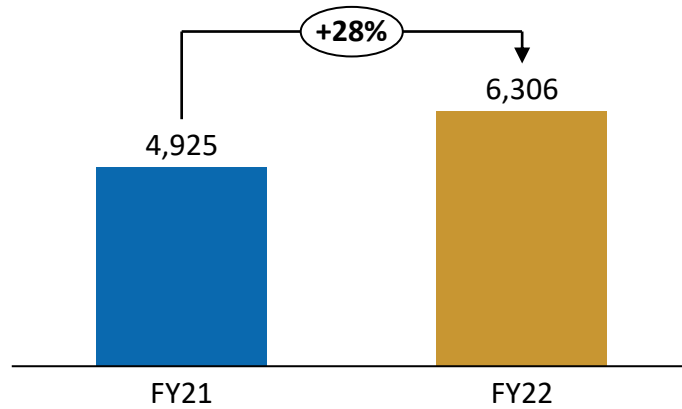
* Adjusted for impairment of Rs. 90.33 crs in Q4 FY22 and Rs. 129.72 crs in FY22 related to Ghaziabad Aligarh Road Project

Key Highlights for FY22

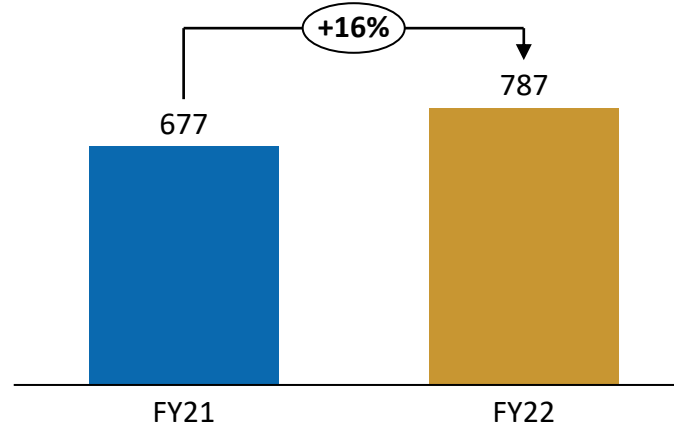


Including Adjustments

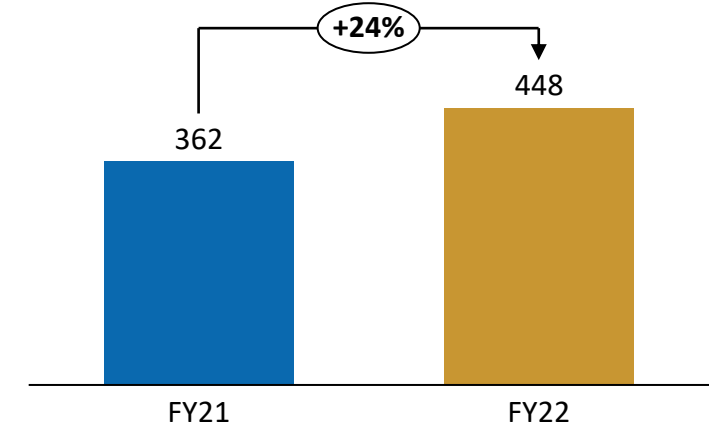
Revenue (Rs. crore)



EBITDA (Rs. crore)

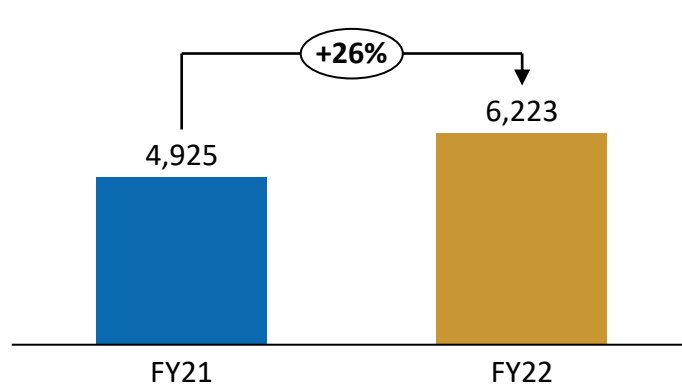


PAT (Rs. crore)

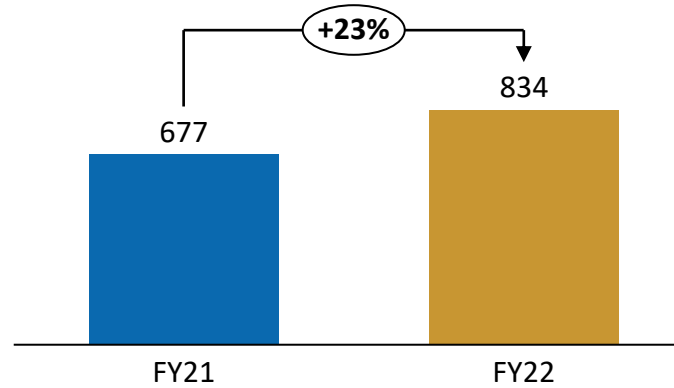


Excluding Adjustments

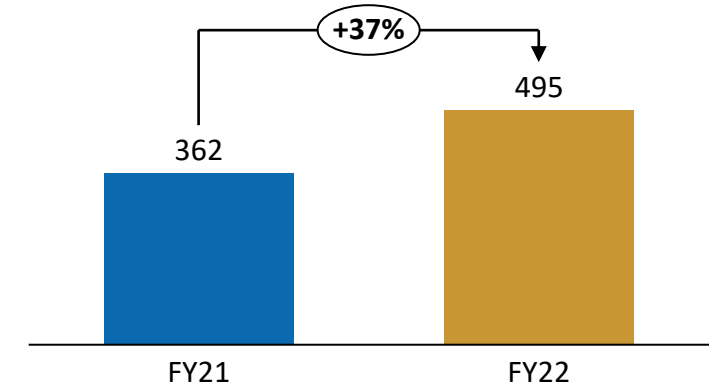
Revenue (Rs. crore)^



EBITDA (Rs. crore)*



PAT (Rs. crore)*



^ - Adjusted for Bonus of Rs. 82.68 crs received in Q4 FY22

* Adjusted for impairment of Rs. 90.33 crs in Q4 FY22 and Rs. 129.72 crs in FY22 related to Ghaziabad Aligarh Road Project

Standalone Financials

PNC infratech

Order Book Details

Robust Order Book over Rs. 14,600 crores



- Remaining value of contracts under execution of Rs. 14,663 crore as on 31st March 2022.
- **The below orders are not included in order book as on 31st March 2022:**
 - ✓ 7 New HAM Project with BPC of Rs. 8,446 Crores from NHAI where the company is declared as an L-1 bidder

After including the EPC value of above projects, contract under execution is over Rs. 21,000 crore which is over 3 times of FY22 revenue

Key EPC Projects Under Construction	Awarding Authority	Remaining Value (Rs. Crores)
Unnao-Lalganj	NHAI	1042
Aligarh-Kanpur Pkg-V	NHAI	915
Meerut Nazibabad	NHAI	851
Jagdishpur Faizabad	NHAI	843
Lucknow Ringroad	NHAI	616
Challakere to Hariyur	NHAI	581
Top 6 road projects		4,848
Other Projects		9,815
Total Order Book		14,663
Top 6 road projects as % to Total Order Book		33%

Road EPC projects constitute 44% of total order-book

The background of the slide is an aerial photograph of a large-scale urban construction project. It shows several tall, modern buildings under construction, with visible scaffolding and cranes. The ground is a mix of dirt, construction materials, and some completed infrastructure. The overall scene depicts a major development project in progress.

Portfolio of Development Projects on PPP Mode

Sizeable Project Portfolio: Operational Projects



Project	% Stake	Authority	State / Stretch	Type	JV Partners	Kms / Lanes	TPC (Rs. Crs)	Invested Equity (Rs. Crs)	PNC Share of Invested Amount (Rs. Crs)	Grant (Rs. Crs)	Total Debt (Rs. Crs)	Debt as on 31 st Mar. '22 (Rs. Crs)
Ghaziabad Aligarh	35%*	NHAI	UP / NH-91	Toll	SREI, Galfar	125 / 4	2,019.0	194.0	67.9	311.0	1,514.0	472**
Kanpur Kabrai	100%	NHAI	UP / NH-86	Toll	-	123 / 2	458.5	67.5	67.5	123.0	268.0	105
Gwalior Bhind	100%	MPRDC	MP / NH-92	Toll	-	107.68 / 2	340.3	78.3	78.3	27.0	235.0	89
Bareilly Almora	100%	UPSHA	UP / SH-37	Toll	-	54 / 4	604.5	74.6	74.6	70.0	460.0	330
Rae Bareli Jaunpur	100%	NHAI	UP / NH-231	Annuity	-	166.40 / 2	837.4	139.6	139.6	0.0	697.8	455
Narela Industrial Area	100%	DSIIDC	Delhi / NA	Annuity	-	33 / -	175.0	35.0	35.0	0.0	140.0	31
Kanpur Ayodhya	100%	NHAI	UP / NH-28	OMT	-	217 / 4	-	0.1	0.1	-	-	-
Eastern Peripheral Expressway	100%	NHAI	Haryana & UP / NE II	OMT	-	135 / 6	-	0.0	0.0	-	-	-
							4,434.7	589.1	463.0	531.0	3,314.8	1,482

All Projects are Operational

■ Ghaziabad Aligarh Road Project

- ✓ The Company, along with its wholly owned subsidiary, PNC Infra Holdings Limited and other partners/promoters, on 1st April, 21, has entered into 'Share Purchase Agreement' and other related transaction documents inter alia for sale its entire stake of 35% (which includes 19.88% stake held by PNC Infra Holdings Ltd., a Wholly Owned Subsidiary of Company) in Ghaziabad Aligarh Expressway Private Limited, an "Associate" of the Company to Cube Highways and Infrastructure Pte Ltd ("Cube Highways"). This transaction was subject to receipt of applicable regulatory and complying with the condition precedent, more specifically laid down in the Share Purchase Agreement. During the 3rd quarter, the Company had provided impairment of Rs. 39.39 Crore in other expenses. Now the deal is finally concluded on 26.05.2022 and total consideration has been received, the company has further provided Rs. 90.33 crore as impairment during the current quarter

Disinvestment has augment financial resources for funding present and future projects

Sizeable Project Portfolio: HAM Projects



Project	% Stake	Authority	State / Stretch	Kms / Lanes	Status	TPC (Rs. Crs)	Invested Equity (Rs. Crs)	PNC Share of Invested Amount (Rs. Crs)	Total Debt (Rs. Crs)	Debt as on 31 st Mar. '22 (Rs. Crs)
Dausa-Lalsot	100%	NHAI	Raj/ NH11A	83.45/ 4/2	COD	820	65	65	371	301
Aligarh-Kanpur	100%	NHAI	UP / NH-91	45 / 4	COD	1,104	131	131	500	495
Jhansi-Khajuraho (Pkg II)	100%	NHAI	UP & MP / NH 75/76	85.4 / 4	PCOD	1,262	104	104	590	565
Chitradurga-Davanagere	100%	NHAI	Karnataka / NH 48	72.7/6	PCOD	1,338	107	107	606	582
Jhansi-Khajuraho (Pkg I)	100%	NHAI	UP & MP / NH 75/76	76.3 / 4	PCOD	1,342	108	108	604	565
Chakeri-Allahabad	100%	NHAI	UP / NH 2	145.1 / 6	UC	2,018	143	143	873	647
Challakere-Hariyur	100%	NHAI	Karnataka / NH 150 A	55.7 / 4	UC	1,013	60	60	440	100
Jagdishpur-Faizabad	100%	NHAI	UP / NH-330 A	60.2 / 4	UC	1,311	10	10	559	-
Mitrasen to Kanpur	100%	NHAI	UP / NH-91	60.6 / 4	UC	1,790	97	97	775	250
Unnao-Lalganj	100%	NHAI	UP / NH-232 A	70.0 / 4	UC	1,491	79	79	631	50
Meerut – Nazibabad	100%	NHAI	UP / NH-119	53.9 / 4	UC	1,256	10	10	514	-
Kanpur-Lucknow (Pkg I)	100%	NHAI	UP / NH-27	17.5 / 6	L-1	1,413	-	-	-	-
Kanpur-Lucknow (Pkg II)	100%	NHAI	UP / NH-31/25	45.2 / 6	L-1	1,513	-	-	-	-
Sonauli- Gorakhpur	100%	NHAI	UP / NH-29E	79.5 / 4	L-1	1,458	-	-	-	-
Mathura - Gaju Village	100%	NHAI	UP/ NH-530B	32.9 / 4	L-1	885	-	-	-	-
Hardoi	100%	NHAI	UP / NH-731	54.4 / 4	L-1	864	-	-	-	-
Gaju Village- Devinagar	100%	NHAI	UP/ NH-530B	33.0 / 4	L-1	738	-	-	-	-
Badadal-Maradgi S	100%	NHAI	MH & KN / NH-150C	71.0 / 6	L-1	1,575	-	-	-	-
						23,191	914	914	6,463	3,555

Equity Requirement over the next 2-3 years of approximately Rs. 553 Crs for all HAM projects

A stack of several thick, white books is shown on the left side of the slide. The books are stacked horizontally, with their spines facing right. The pages are visible, showing a slight yellowing and some wear. The stack is positioned on a light-colored surface.

Annexure – I

Summary Financials

Standalone Profitability Statement – Q4 & FY22



Rs. Crores	Q4 FY22	Q4 FY21	YoY Growth (%)	FY22	FY21	YoY Growth (%)
REVENUE[^]	1,834.63	1,644.28	12%	6,222.86	4,925.42	26%
EBITDA*	232.34	232.36		834.32	676.61	23%
EBITDA margin*	12.7%	14.1%		13.4%	13.7%	
Other Income	8.50	17.07		54.24	71.39	
Depreciation	32.07	29.99		129.91	112.38	
Financial Expenses	17.00	14.78		80.15	77.11	
Profit Before Tax*	191.77	204.67		678.50	558.50	21%
Total Tax Expenses	45.92	75.28		183.60	196.56	
Current Tax	47.07	74.15		175.14	200.58	
Taxation in respect of earlier years	0.00	-0.81		0.00	-0.81	
Deferred Tax	-1.15	1.94		8.46	-3.21	
Profit After Tax*	145.85	129.39	13%	494.9	361.95	37%
PAT Margin*	7.9%	7.9%		8.0%	7.3%	
Total Other Comprehensive Income, net of tax	-3.20	-1.59		-3.26	-0.07	
Total Comprehensive income*	142.65	127.79	12%	491.65	361.87	36%

[^] - Adjusted for Bonus of Rs. 82.68 crs received in Q4 FY22

* Adjusted for impairment of Rs. 90.33 crs in Q4 FY22 and Rs. 129.72 crs in FY22 related to Ghaziabad Aligarh Road Project

Standalone Balance Sheet



ASSETS (Rs. Crores)	Mar-22	Mar-21
(1) NON-CURRENT ASSETS		
(a) Property, plant & equipment	573.73	648.46
(b) Right to Use Assets	0.00	5.05
(c) Capital work-in-progress	13.83	3.42
(d) Intangible Assets	1.80	2.24
(e) Financial assets		
(i) Investments	871.18	746.50
(ii) Loans	489.49	319.10
(iii) Other Financial Assets	80.55	118.81
(f) Deferred Tax Asset	15.16	22.52
(g) Other Non - current assets	319.38	269.65
Sub Total (A)		2,135.74
(2) CURRENT ASSETS		
(a) Inventories	480.79	353.59
(b) Financial Assets		
(i) Investments	0.00	100.49
(ii) Trade receivables	1,272.82	839.25
(iii) Cash and cash equivalents	406.84	687.72
(iv) Bank Balances other than (ii) above	120.86	80.53
(v) Loans	306.37	363.84
(vi) Other Financial Assets	147.09	93.86
(d) Other current assets	201.48	201.85
Sub Total (B)		2,721.13
Assets classified as held for sale	0.76	0.00
Total Assets (A+B)		4,856.88

EQUITY AND LIABILITIES (Rs. Crores)	Mar-22	Mar-21
EQUITY		
(a) Equity Share capital	51.31	51.31
(b) Other equity	3,288.91	2,857.16
Sub Total (C)	3,340.21	2,908.47
LIABILITIES		
(1) Non-Current Liabilities		
(a) Financial Liabilities		
(i) Borrowings	129.24	252.86
(ii) Lease Liabilities	10.48	1.88
(iii) Other Financial Liabilities	332.57	254.13
(b) Provisions	19.15	12.75
(c) Other Non-Current Liabilities	389.37	166.55
Sub Total (D)	880.81	688.18
(2) Current Liabilities		
(a) Financial liabilities		
(i) Borrowings	86.54	146.38
(ii) Lease Liabilities	3.62	1.80
(iii) Trade Payables	507.55	719.40
(iv) Other Financial Liabilities	216.49	267.65
(b) Other current liabilities	265.28	113.92
(c) Provisions	1.61	11.07
Sub Total (E)	1,081.10	1,260.23
Total Equity & Liabilities (C+D+E)	5,302.13	4,856.88

Consolidated Profitability Statement – Q4 & FY22



Rs. Crores	Q4 FY22	Q4 FY21	YoY Growth (%)	FY22	FY21	YoY Growth (%)
REVENUE[^]	2,143.34	1,864.27	15%	7,208.04	5,787.57	25%
EBITDA*	525.60	419.91	25%	1,701.77	1,421.72	20%
EBITDA margin*	24.5%	22.5%		23.6%	24.6%	
Other Income	21.31	23.55		88.99	107.47	
Depreciation	79.48	88.66		390.20	363.25	
Interest	111.54	101.70		425.35	426.07	
Profit Before Tax*	355.88	253.10	41%	975.21	739.88	32%
Exceptional Item	-1.85	0.00		-1.85	0.00	
Profit Before Tax*	354.03	253.10	40%	973.36	739.88	32%
Total Tax Expenses	51.09	100.95		225.66	247.24	
Current Tax	41.85	80.56		193.12	233.22	
Taxation in respect of earlier years	-4.09	-0.81		-4.09	-0.77	
Deferred Tax	13.34	21.20		36.63	14.79	
Profit After Tax*	302.94	152.15	99%	747.70	492.64	52%
PAT Margin*	14.1%	8.2%		10.4%	8.5%	
Share in Profit/ (Loss) of Associates accounted for using equity method	-10.52	-1.80		0.00	4.27	
Profit After Tax*	292.42	150.35	94%	747.70	496.90	50%
PAT Margin*	13.6%	8.1%		10.4%	8.6%	
Total Other Comprehensive Income, net of tax	-3.21	-2.17		-3.39	-0.23	
Total Comprehensive income*	289.21	148.18	95%	744.31	496.67	50%

[^] - Adjusted for Bonus of Rs. 82.68 crs received in Q4 FY22

* Adjusted for impairment of Rs. 90.33 crs in Q4 FY22 and Rs. 167.30 crs in FY22 related to Ghaziabad Aligarh Road Project

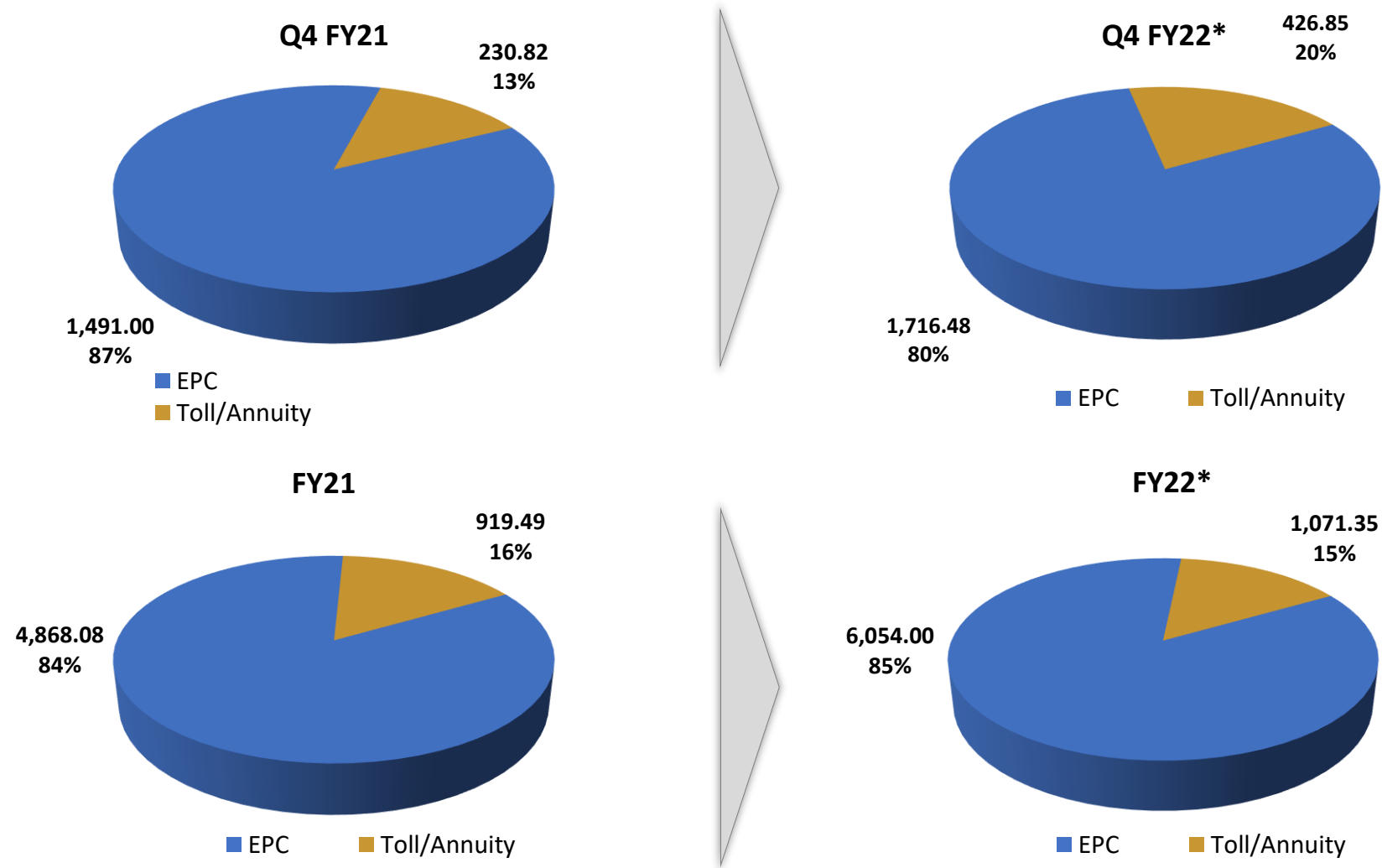
Consolidated Balance Sheet



ASSETS (Rs. Crores)	Mar-22	Mar-21
(1) NON-CURRENT ASSETS		
(a) Property, plant & equipment	577.22	652.40
(b) Right to Use Assets	13.83	5.05
(c) Capital work-in-progress	0.00	3.42
(d) Intangible Assets	890.54	1,139.50
(e) Financial assets		
(i) Investments	0.56	40.65
(ii) Trade Receivables	5,184.37	4,043.07
(iii) Other Financial Assets	81.27	123.98
(f) Deferred Tax Asset	6.04	41.51
(g) Other Non - current assets	1,002.58	715.64
Sub Total (A)	7,756.40	6,765.22
(2) CURRENT ASSETS		
(a) Inventories	480.79	353.59
(b) Financial Assets		
(i) Investments	423.18	537.95
(ii) Trade receivables	665.75	392.79
(iii) Cash and cash equivalents	521.27	846.89
(iv) Bank Balances other than (ii) above	226.03	97.63
(v) Loans	269.87	279.72
(iv) Other Financial Assets	79.15	56.24
(c) Other current assets	220.68	245.22
Sub Total (B)	2,886.72	2,810.03
Non-current assets held for sale	1.75	0.00
Total Assets (A+B)	10,644.88	9,575.25

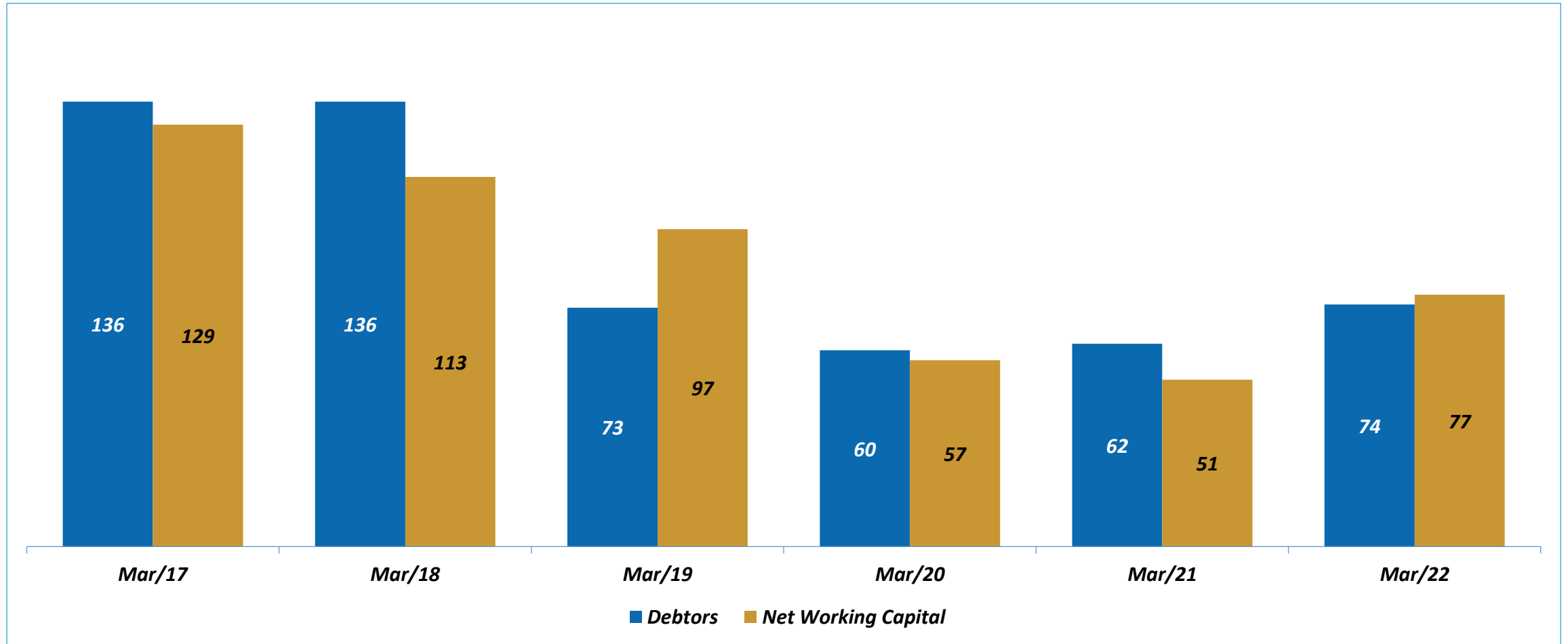
EQUITY AND LIABILITIES (Rs. Crores)	Mar-22	Mar-21
EQUITY		
(a) Equity Share capital	51.31	51.31
(b) Other equity	3,576.78	3,001.85
Equity Attributable to Owners (C)	3,628.09	3,053.16
Non Controlling Interest	-0.22	-0.48
LIABILITIES		
(1) Non-Current Liabilities		
(a) Financial Liabilities		
(i) Borrowings	4,336.59	3,734.89
(ii) Lease Liabilities	10.48	1.88
(iii) Trade Payables	119.73	415.86
(iv) Other Financial Liabilities	331.77	254.24
(b) Provisions	327.12	280.22
(c) Other Non-Current Liabilities	176.08	199.93
Sub Total (D)	5,301.77	4,887.02
(2) Current Liabilities		
(a) Financial liabilities		
(i) Borrowings	442.24	453.59
(ii) Lease Liabilities	3.62	1.80
(iii) Trade Payables	514.27	726.10
(iv) Other Financial Liabilities	237.64	285.52
(b) Other current liabilities	496.58	122.80
(c) Provisions	20.87	45.74
Sub Total (E)	1,715.23	1,635.54
Total Equity & Liabilities (C+D+E)	10,644.88	9,575.25

Segmental Revenue Break-up



* - Adjusted for Bonus of Rs. 82.68 crs received in Q4 FY22

Net Working Capital Days - Standalone



Cashflow Statement



Rs. Crores	Standalone		Consolidated	
	Full Year ended 31-Mar-22	Full Year ended 31-Mar-21	Full Year ended 31-Mar-22	Full Year ended 31-Mar-21
Profit before tax	631.43	558.50	806.09	739.88
<i>Adjustments</i>	289.07	140.56	872.87	687.59
Operating Cash flow Before Working Capital Changes	920.49	699.06	1,678.96	1,427.47
<i>Change in operating assets and liabilities</i>	-657.54	-226.12	-1,948.70	-1,005.41
Cash generated from operations	262.96	472.95	-269.73	422.07
<i>Income taxes paid</i>	-175.14	-199.77	-228.84	-232.45
Net cash inflow from operating activities (A)	87.82	273.18	-498.58	189.62
Net cash inflow/(outflow) from investing activities (B)	-125.99	-275.11	24.73	-252.35
Net cash outflow from financing activities (C)	-242.70	7.41	148.23	63.31
Net increase/(decrease) in cash and cash equivalents (A+B+C)	-280.87	5.48	-325.62	0.58
Cash and cash equivalents at the beginning of the year	687.72	682.24	846.89	846.31
Cash and cash equivalents at the end of the year	406.84	687.72	521.27	846.89

Annexure – II

Company Overview



Introduction



Established track record of timely/early completion of projects

- Infrastructure construction, development, and management company; expertise in the execution of projects including highways, bridges, flyovers, airport runways, industrial areas, and transmission lines
- Executed 78 major infrastructure projects spread across 13 states, of which 54 are road EPC projects; currently executing 24 projects
- Large fleet of sophisticated equipment and professionally qualified & experienced employee base
- Operating 6 BOT & 2 OMT projects, comprising both toll & annuity assets; Total of 18 HAM projects comprising - 6 HAM projects under construction, 5 projects received COD / PCOD and declared L-1 in 7 projects

**Strong credit rating of CARE AA for Long Term Loans
CARE A1+ for Short Term Loans
“Stable” outlook**

Roads & Highways EPC

01

Completed 54 infrastructure road projects on EPC basis

Roads & Highways BOT / OMT/ HAM

02

Operating 6 BOT & 2 OMT project, comprising of both toll & annuity assets; Total 18 HAM projects comprising - 6 HAM project under construction, 5 projects received COD / PCOD and declared L-1 in 7 projects

Dedicated Freight Corridor / Railways

03

Design, procurement and construction of track and track related works on Mughalsarai - Sonnagar section of Dedicated Eastern Freight Corridor on EPC basis – under execution

Airport Runways

04

Executed 21 airport runway projects across India & received 'Super Special' class certification from Military Engineering Services

Water Supply & Irrigation

07

Working on EPC projects in Water Supply sector and Irrigation Projects

Industrial Area Development

06

Completed first of its kind BOT annuity project - area redevelopment and management of Industrial Estate of Narela, New Delhi for Delhi State Industrial & Infrastructure Development Corporation (DSIIDC)

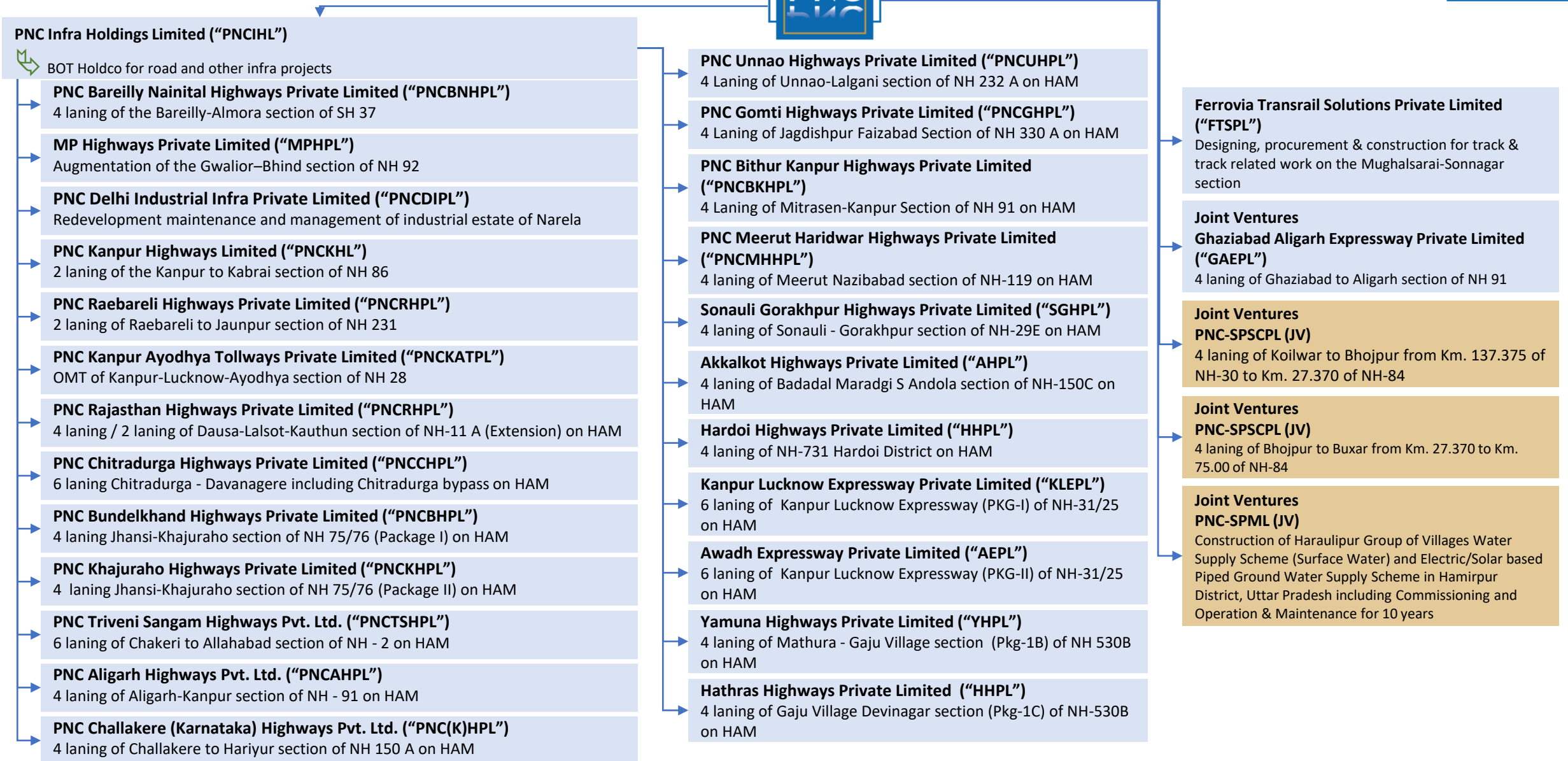
Power Transmission

05

Set up power transmission lines of approximately 350 km of 132/220 kilovolt lines on a turn-key basis



Corporate Structure



Integrated Business Model



Equipment Bank

- Ownership of a fleet of modern equipment enables quick mobilization besides ensuring continuous availability of critical equipment
- Reduces costs and facilitates timely completion of projects through enhanced control

In-house Design & Engineering

- Controls the entire process from conceptualization to commissioning of a given project which helps in providing customized solutions as per clients' specific requirements



Own Quarries / Raw Material Sourcing

- Own / Leasing of Quarries helps in securing of raw material and project completion within scheduled time & budget

In-house Construction

- Ensuring timely completion of projects, reducing reliance on third parties and lowering costs

Enhanced Execution Capability



Strong Credit Rating

- ✓ Long term bank facilities "CARE AA (Double A)"
- ✓ Short term bank facilities "CARE A1+ (A One plus)"
- ✓ "Stable" outlook



Working Capital Limits

- ✓ Fund Based Limits of Rs. 1,000 crores which will enable us to execute projects without financial constraints
- ✓ Non-Fund Based Limits of Rs. 5,000 crores will enable to Bid for higher no. of projects which are larger in size.



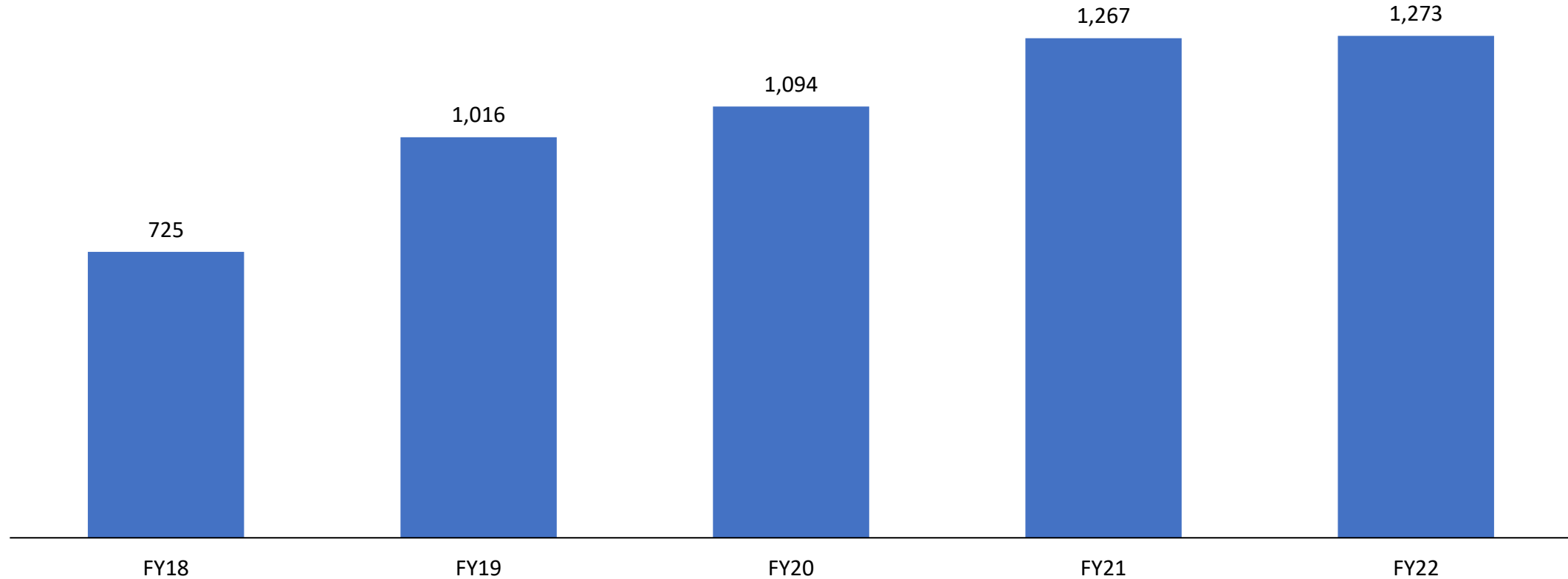
Man and Machine added to execute more projects

- ✓ Strengthening of In-house execution team with induction of engineers with strong technical knowledge
- ✓ Investments in Machinery over the years to augment and upgrade the execution capabilities

Enhanced to Augment and upgrade the execution



Rs. Crores

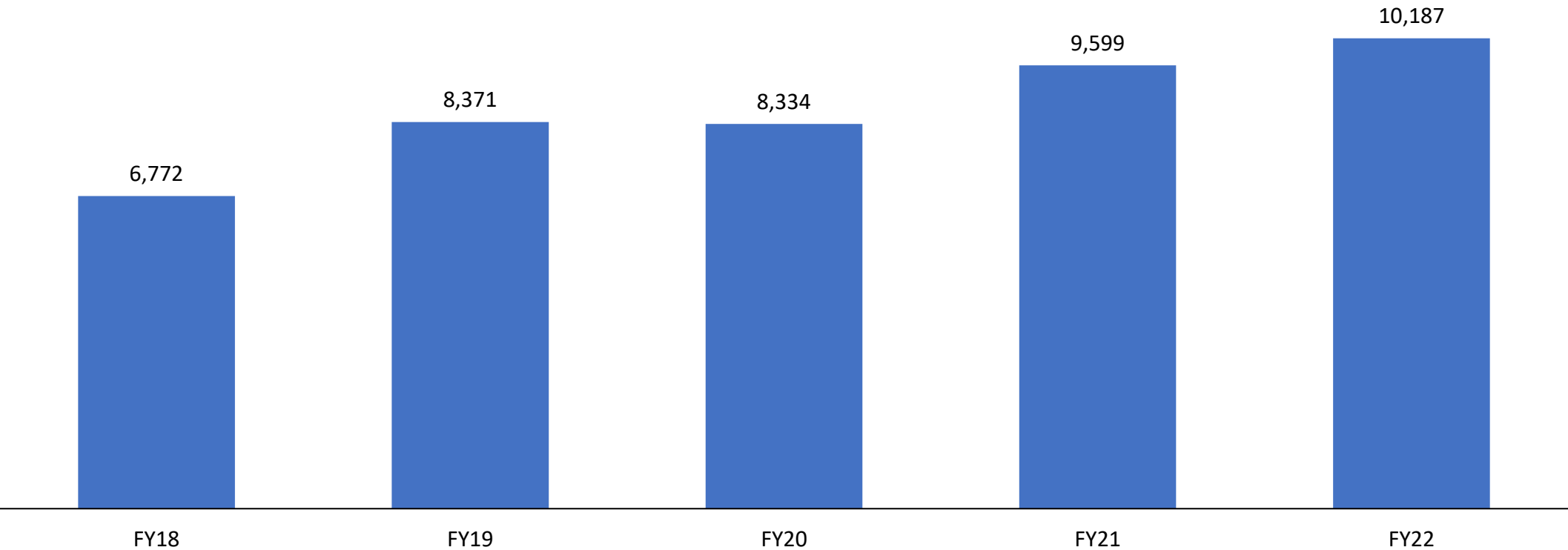


Present Capex will enable us to achieve a Turnover of Rs. 8,000-9,000 crores

Strengthening of in-house execution team



No. of Employees



Strengthening of In-house execution team with induction of engineers with strong technical knowledge

Strong Credit Rating



Upgraded

- PNC Delhi Industrialinfra Private Limited.
 - ✓ Long term bank facilities at CARE A; Stable (Single A; Outlook: Stable)
- PNC Raebareli Highways Private Limited.
 - ✓ Long term bank facilities (Senior debt) at CARE AA+; Stable (Double A plus; Outlook: Stable).
- PNC Kanpur Highways Limited
 - ✓ Long term bank facilities at CARE A+; Stable (Single A Plus; Outlook: Stable)
- PNC Khajuraho Highways Pvt. Ltd.
 - ✓ Long term bank facilities at CARE A; Stable (Single A; Outlook: Stable)
- PNC Chitradurga Highways Pvt. Ltd.
 - ✓ Long term bank facilities at CARE A; Stable (Single A; Outlook: Stable)
- PNC Aligarh Highways Pvt. Ltd.
 - ✓ Long term bank facilities at CARE A+; Positive (Single A+; Outlook: Positive)

Assigned

- PNC Rajasthan Highways Private Limited (proposed NCDs)
 - ✓ Proposed NCDs at CARE AAA; Stable (Triple A; Outlook: Stable)
- PNC Unnao Highways Pvt. Ltd.
 - ✓ CARE A; Stable (Single A; Outlook: Stable) on long term bank facilities
- PNC Meerut Haridwar Highways Pvt. Ltd.
 - ✓ CARE A; Stable (Single A; Outlook: Stable) on long term bank facilities

Reaffirmed

- MP Highways Private Limited.
 - ✓ Long term bank facilities at CARE A; Stable (Single A; Outlook: Stable)
- PNC Bithur Kanpur Highways Private Limited.
 - ✓ Long term bank facilities at CARE A; Stable (Single A; Outlook: Stable)
- PNC Gomti Highways Private Limited.
 - ✓ Long term bank facilities at CARE A; Stable (Single A; Outlook: Stable)
- PNC Bareilly Nainital Highways Private Limited
 - ✓ Long term bank facilities at CARE BBB+; Stable (Triple B Plus; Outlook: Stable)
- PNC Infratech Ltd.
 - ✓ Long term bank facilities at CARE AA; Stable (Double A; Outlook: Stable)
 - ✓ Short term bank facilities at CARE A1+ (A One plus)
- PNC Triveni Sangam Highways Pvt. Ltd.
 - ✓ CARE A-; Stable (Single A Minus; Outlook: Stable) on long term bank facilities
- PNC Challakere (Karnataka) Highways Pvt. Ltd.
 - ✓ Long term bank facilities at CARE A; Stable (Single A; Outlook: Stable)
- PNC Bundelkhand Highways Pvt. Ltd.
 - ✓ CARE A-; Stable (Single A Minus; Outlook: Stable) on long term bank facilities

Experienced Promoters



Mr. Pradeep Kumar Jain

Chairman & Managing Director

- Over 40 years of experience in the construction, infrastructure sector and allied areas
- Responsible for overall administration and supervision of projects and liaison with agencies



Mr. Naveen Kumar Jain

Promoter

- Over 31 years of experience in industries such as construction, cold storage, transportation, machineries and transport organization



Mr. Chakresh Kumar Jain

Managing Director

- Over 30 years of experience in development of infrastructure sector, such as construction of highways, airports, rail over-bridges among others
- Responsible for overall finance, project management & administration



Mr. Yogesh Kumar Jain

Managing Director

- Over 25 years of experience in planning, execution, supervision of work starting from pre-qualification and tendering up to completion and handing over of sites
- Responsible for technical supervision of projects up to completion stage of such projects

Board of Directors



Mr. Pradeep Kumar Jain
Chairman & Managing Director



Mr. Chakresh Kumar Jain
Managing Director



Mr. Yogesh Kumar Jain
Managing Director



Mr. Anil Kumar Rao
Whole-time Director



Mr. Talluri Raghupati Rao
Wholetime Director



Mr. Krishan Kumar Jalan (IAS)
Independent Director



Mr. Gauri Shankar
Independent Director



Mr. Subhash Chander Kalia
Independent Director



Mr. Ashok Kumar Gupta
Independent Director



Ms. Deepika Mittal
Independent Director

Clientele



State Water & Sanitation Mission
NAMAMI GANGE AND RURAL WATER SUPPLY DEPARTMENT
Government of Uttar Pradesh



Uttar Pradesh Power Corporation Limited



Growth Strategy

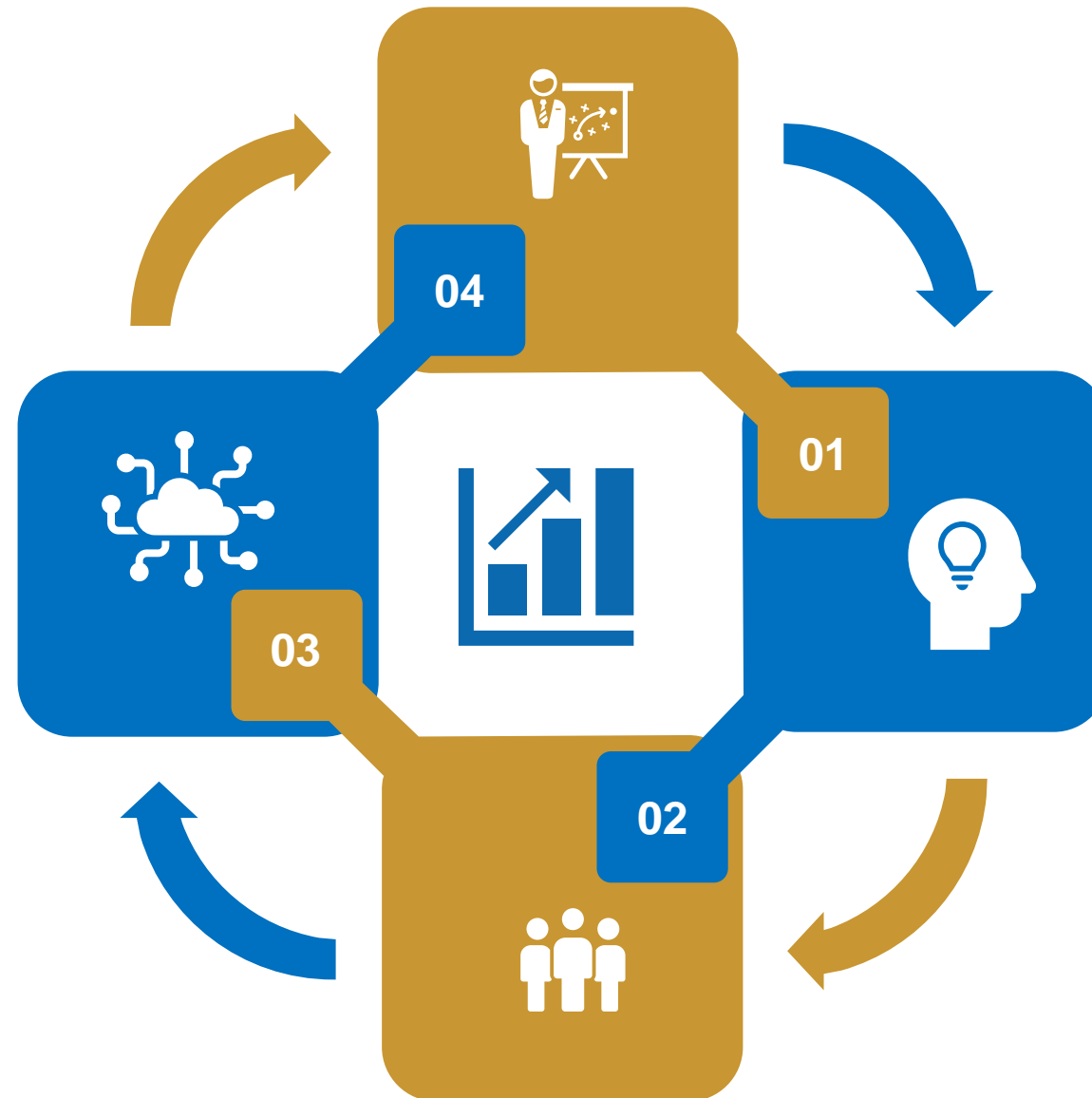


Diversification:

- Leveraging Strong Project Execution track record to diversify into new functional areas of infrastructure development
- Expand presence in development of industrial areas and dedicated freight corridor projects
- Diversify into waste management, water-related infrastructure projects such as river-connecting

Strong Relationships:

- Maintaining Strategic Alliances with companies whose Resources, Skills & Strategies for synergy
- Enter into project-specific JVs or sub-contracting relationships



Competitiveness:

- Improve performance and competitiveness of existing business through investments in technology, equipment and skilled manpower
- Investments in modern equipment will ensure cost effective execution

Focused Approach:

- Continue to focus on our Core EPC Strength & Regional Expertise
- Increase presence in BOT, OMT & HAM projects by leveraging our technical and financial credentials developed through our focus on core EPC projects

For further information, please contact:

Company :

PNC Infratech Ltd
CIN: L45201DL1999PLC195937

Mr. D. K. Maheshwari
Vice President - Finance

dkm@pncinfratech.com

www.pncinfratech.com

Investor Relations Advisors :

Strategic Growth Advisors Pvt. Ltd.
CIN: U74140MH2010PTC204285

Mr. Jigar Kavaiya
Deputy Head – IR Practice
+91-9920602034

jigar.kavaiya@sgapl.net

www.sgapl.net