



PNC Infratech Limited

Result Update Presentation – Q4 & FY21



This presentation and the accompanying slides (the “Presentation”), which have been prepared by PNC Infratech Limited (the “Company”), have been prepared solely for information purposes and do not constitute any offer, recommendation or invitation to purchase or subscribe for any securities, and shall not form the basis or be relied on in connection with any contract or binding commitment whatsoever. No offering of securities of the Company will be made except by means of a statutory offering document containing detailed information about the Company.

This Presentation has been prepared by the Company based on information and data which the Company considers reliable, but the Company makes no representation or warranty, express or implied, whatsoever, and no reliance shall be placed on, the truth, accuracy, completeness, fairness and reasonableness of the contents of this Presentation. This Presentation may not be all inclusive and may not contain all of the information that you may consider material. Any liability in respect of the contents of, or any omission from, this Presentation is expressly excluded.

This presentation contains certain forward-looking statements concerning the Company’s future business prospects and business profitability, which are subject to a number of risks and uncertainties and the actual results could materially differ from those in such forward-looking statements. The risks and uncertainties relating to these statements include, but are not limited to, risks and uncertainties regarding fluctuations in earnings, our ability to manage growth, competition (both domestic and international), economic growth in India and abroad, ability to attract and retain highly skilled professionals, time and cost over runs on contracts, our ability to manage our international operations, government policies and actions regulations, interest and other fiscal costs generally prevailing in the economy. The Company does not undertake to make any announcement in case any of these forward-looking statements become materially incorrect in future or update any forward-looking statements made from time to time by or on behalf of the Company.

Key Highlights & Financials



Key Highlights for Q4 FY21



42%*



Revenue



Revenue of Rs. 1,644 crore in Q4 FY21 as compared to Rs. 1,158 crore in Q4 FY20 and Rs. 1,322 crore in Q3 FY21

49%*



EBITDA



EBITDA of Rs. 232 crore in Q4 FY21 compared to Rs. 156 crore in Q4 FY20 and Rs. 179 crore in Q3 FY21

EBITDA Margin of 14.1% in Q4 FY21

70%*



PAT



PAT of Rs. 129 crore in Q4 FY21 compared to Rs. 76 crore in Q4 FY20 and Rs. 103 crore in Q3 FY21

Key Highlights for FY21



Revenue

Revenue of Rs. 4,925 crore in FY21 as compared to Rs. 4,877 crore* in FY20

EBITDA

EBITDA of Rs. 673 crore in FY21 as compared to Rs. 764 crore* in FY20

EBITDA Margin of 13.7% in FY21

PAT

PAT of Rs. 362 crore in FY21 as compared to Rs. 460* crore in FY20

PAT Margin of 7.3% in FY21

Orderbook

Rs. 11,648 crore**

** Remaining value of contracts under execution as on March 31, 2021 (after considering the 2 EPC road projects, 7 EPC Water projects, orderbook is over Rs. 16,600 crore)

Net Working Capital***

***Net Working Capital Days of 51 days as compared to 57 as on 31st March 2020 and 67 days as on 31st December 2020

*- Including Rs. 109.48 crore towards an arbitration claim on 3rd August 2019 from Revenue and Rs. 35.55 crore interest on arbitration claim from Other Income for Garh Mukteshwar to Moradabad Project and Tax on the same

Status of HAM Projects



Status	Bid Project Cost	Projects
Received COD / PCOD	Rs. 881 crore*	2 laning with paved shoulders of Dausa- Lalsot- Kauthun section of NH-11 A (Extension) in the state of Rajasthan under NHDP IV
	Rs. 1,197 crore	4 laning of Aligarh-Kanpur section of NH - 91 in the state of Uttar Pradesh under NHDP Phase-IV
	Rs. 1,410 crore	4 laning Jhansi -Khajuraho section of NH 75/76 (Package I) from km 0.00 to km 76.30 in the states of UP & MP under NHDP III
	Rs. 1,434 crore	6 laning Chitradurga - Davanagere including Chitradurga bypass, in the state of Karnataka under NHDP V
Currently Under Construction	Rs. 1,310 crore	4 laning Jhansi-Khajuraho section of NH 75/76 (Package II) from km 76.30 to km 161.70 in the states of UP & MP under NHDP III
	Rs. 2,159 crore	6 laning of Chakeri to Allahabad section of NH - 2 in the state of Uttar Pradesh under NHDP Phase-V
	Rs. 1,157 crore	4 laning of Challakere to Hariyur section of NH – 150 A in the state of Karnataka under Bharatmala Pariyojna
	Rs. 2,052 crore	4 laning of Mitrasen to Kanpur Pkg-V from km 356.00 to km 414.00 of NH-91 in the state of Uttar Pradesh under Bharatmala Pariyojana
	Rs. 1,602 crore	4 laning of Unnao Lalganj section of NH 232 A from km 0.00 to km 70.00 in the state of Uttar Pradesh under NHDP IVB
	Rs. 1,530 crore	4 laning of Jagdishpur Faizabad section from km 47.93 to km 107.68 in the state of Uttar Pradesh under Bharatmala Pariyojana
	Rs. 1,412 crore	4 laning of Meerut Nazibabad section of NH-119 (New NH-34) in the state of Uttar Pradesh under Bharatmala Pariyojana

Order Book Details

Robust Order Book over Rs. 11,600 crores



- Remaining value of contracts under execution of Rs. 11,648 crore as on March 31, 2021
- **The below orders are not included in orderbook as on March 31, 2021:**
 - ✓ 2 EPC Projects of Delhi Vadodara Alignment of Eight Lane Access Controlled Greenfield Expressway totalling to Rs. 1,548 crore
 - ✓ 6 Water Supply Projects of Rs. 2,475 Crores from State Water & Sanitization Mission, Namami Gange and Rural Water Supply Department, Govt. of Uttar Pradesh
 - ✓ Water Supply Project of Rs. 952 Crores from State Water & Sanitization Mission, Namami Gange and Rural Water Supply Department, Govt. of Uttar Pradesh

After considering the EPC value of above projects contract under execution is over Rs. 16,600 crore which is over 3 times of FY21 revenue

Key EPC Projects Under Construction	Awarding Authority	Remaining Value (Rs. Crores)
Aligarh-Kappur Pkg-V	NHAI	1,651
Unnao-Lalganj	NHAI	1,371
Jagdishpur Faizabad	NHAI	1,219
Meerut Nazibabad	NHAI	1,115
Lucknow Ringroad	NHAI	946
Challakere to Hariyur	NHAI	873
Top 6 projects		7,175
Other Projects		4,473
Total Order Book		11,648
Top 6 projects as % to Total Order Book		62%

Road EPC projects constitute 89% of order-book

The background of the slide is an aerial photograph of a city, likely Dubai, showing numerous skyscrapers and construction sites with yellow cranes. The image is slightly faded to make the text stand out.

Portfolio of Development Projects on PPP Mode

Sizeable Project Portfolio: Operational Projects



Project	% Stake	Authority	State / Stretch	Type	JV Partners	Kms / Lanes	TPC (Rs. in Cr)	Invested Equity (Rs. in Cr)	PNC Share of Invested Amount (Rs. in Cr)	Grant (Rs. in Cr)	Total Debt (Rs. in Cr)	Debt as on 31 st Mar '21 (Rs. in Cr)
Ghaziabad Aligarh	35%*	NHAI	UP / NH-91	Toll	SREI, Galfar	125 / 4	2,019.0	194.0	67.9	311.0	1,514.0	721
Kanpur Kabrai	100%	NHAI	UP / NH-86	Toll	-	123 / 2	458.5	67.5	67.5	123.0	268.0	146
Gwalior Bhind	100%	MPRDC	MP / NH-92	Toll	-	107.68 / 2	340.3	78.3	78.3	27.0	235.0	119
Bareilly Almora	100%	UPSHA	UP / SH-37	Toll	-	54 / 4	604.5	74.6	74.6	70.0	460.0	330
Rae Bareli Jaunpur	100%	NHAI	UP / NH-231	Annuity	-	166.40 / 2	837.4	139.6	139.6	0.0	697.8	493
Narela Industrial Area	100%	DSIIDC	Delhi / NA	Annuity	-	33 / -	175.0	35.0	35.0	0.0	140.0	50
Kanpur Ayodhya	100%	NHAI	UP / NH-28	OMT	-	217 / 4	-	0.1	0.1	-	-	-
							4,434.7	589.1	463.0	531.0	3,314.8	1,859

All Projects are Operational

■ Ghaziabad Aligarh Road Project

- ✓ The Company, along with its wholly owned subsidiary, PNC Infra Holdings Limited and other partners/promoters, on 1st April, 21, has entered into a 'Share Purchase Agreement' and other related transaction documents inter alia for sale its entire stake of 35% (which includes 19.88% stake held by PNC Infra Holdings Ltd., a Wholly Owned Subsidiary of Company) in Ghaziabad Aligarh Expressway Private Limited, an "Associate" of the Company to Cube Highways and Infrastructure Pte Ltd ("Cube Highways"). The consummation of proposed transaction is subject to receipt of applicable regulatory and other approvals and complying with the conditions precedent, more specifically laid down in the Share Purchase Agreement.

Proposed disinvestment is expected to augment financial resources for funding present and future projects

Sizeable Project Portfolio: HAM Projects



Project	% Stake	Authority	State / Stretch	Kms / Lanes	Status	TPC (Rs. in Cr)	Invested Equity (Rs. Crs)	PNC Share of Invested Amount (Rs. Crs)	Total Debt (Rs. Crs)	Debt as on 31 st Mar '21 (Rs. in Cr)
Dausa-Lalsot	100%	NHAI	Raj/ NH11A	83.45/ 4/2	COD	820	65	65	371	338
Aligarh-Kanpur	100%	NHAI	UP / NH-91	45 / 4	PCOD	1,104	105	105	500	400
Jhansi-Khajuraho (Package II)	100%	NHAI	UP & MP / NH 75/76	85.4 / 4	PCOD	1,262	85	85	590	466
Chitradurga – Davanagere	100%	NHAI	Karnataka / NH 48	72.7/6	PCOD	1,338	78	78	606	438
Jhansi-Khajuraho (Package I)	100%	NHAI	UP & MP / NH 75/76	76.3 / 4	UC	1,342	108	108	604	500
Chakeri-Allahabad	100%	NHAI	UP / NH 2	145.1 / 6	UC	2,018	115	115	873	498
Challakere-Hariyur	100%	NHAI	Karnataka / NH 150 A	55.7 / 4	UC	1,013	8	8	440	-
Jagdishpur-Faizabad	100%	NHAI	UP / NH-330 A	60.2 / 4	UC	1,311	10	10	559	-
Mitrasen to Kanpur	100%	NHAI	UP / NH-91	60.6 / 4	UC	1,790	10	10	775	-
Unnao-Lalganj	100%	NHAI	UP / NH-232 A	70.0 / 4	UC	1,491	10	10	631	-
Meerut - Nazibabad	100%	NHAI	UP / NH-119	53.9 / 4	UC	1,256	5	5	514	-
						14,745	599	599	6,463	2,640

Equity Requirement over the next 2-3 years of approximately Rs. 860 Crs for all 11 HAM projects

COD = Commercial Operation Date, PCOD = Provisional Commercial Operation Date, UC = Under Construction

A stack of several thick, white books is shown on the left side of the slide. The books are stacked horizontally, with their spines facing right. The pages are visible, showing a slight yellowing and some wear. The stack is positioned on a light-colored surface.

Annexure – I

Summary Financials

Standalone Profitability Statement – Q4 & FY21



Rs. Crores	Q4 FY21	Q4 FY20	YoY Growth (%)	Q3 FY21	QoQ Growth (%)	FY21	FY20*
REVENUE	1,644.28	1,157.95	42%	1,322.42	24%	4,925.42	4,877.93*
EBITDA	232.36	156.31	49%	178.53	30%	672.75	764.32*
EBITDA margin	14.1%	13.5%		13.5%		13.7%	15.7%
Other Income	17.07	15.94		24.26		75.24	88.48*
Depreciation	29.99	32.36		28.16		112.38	126.38
Financial Expenses	14.78	31.64		15.25		77.11	114.40
Profit Before Tax	204.67	108.26	89%	159.37	28%	558.50	612.02
Total Tax Expenses	75.28	32.18		56.20		196.56	151.72
Current Tax	74.15	38.13		53.20		200.58	161.09
Taxation in respect of earlier years	-0.81	0.00		0.00		-0.81	0.07
Deferred Tax	1.94	-5.95		2.99		-3.21	-9.44
Profit After Tax	129.39	76.08	70%	103.17	25%	361.95	460.30*
PAT Margin	7.9%	6.6%		7.8%		7.3%	9.4%
Total Other Comprehensive Income, net of tax	-1.59	2.74		0.51		-0.07	2.02
Total Comprehensive income	127.79	78.81	62%	103.68	23%	361.87	462.33

*- Including Rs. 109.48 crore towards an arbitration claim on 3rd August 2019 from Revenue and Rs. 35.55 crore interest on arbitration claim from Other Income for Garh Mukteshwar to Moradabad Project and Tax on the same

Standalone Balance Sheet



ASSETS (Rs. Crores)	Mar-21	Mar-20
(1) NON-CURRENT ASSETS		
(a) Property, plant & equipment	653.51	586.50
(b) Capital work-in-progress	3.42	0.00
(c) Intangible Asset	2.24	1.55
(d) Financial assets		
(i) Investments	746.50	673.16
(ii) Loans	319.10	236.35
(iii) Other Financial Assets	118.81	113.98
(e) Deferred Tax Asset	22.52	121.46
(f) Other Non - current assets	269.65	185.04
Sub Total (A)	2,135.74	1,918.04
(2) CURRENT ASSETS		
(a) Inventories	353.59	267.29
(b) Financial Assets		
(i) Investments	100.49	62.34
(ii) Trade receivables	839.25	803.52
(iii) Cash and cash equivalents	687.72	682.24
(iv) Bank Balances other than (ii) above	80.53	57.81
(v) Loans	363.84	362.49
(vi) Other Financial Assets	90.30	95.55
(d) Other current assets	205.42	160.97
Sub Total (B)	2,721.13	2,492.22
Total Assets (A+B)	4,856.88	4,410.25

EQUITY AND LIABILITIES (Rs. Crores)	Mar-21	Mar-20
EQUITY		
(a) Equity Share capital	51.31	51.31
(b) Other equity	2,857.16	2,495.29
Sub Total (C)	2,908.47	2,546.60
LIABILITIES		
(1) Non-Current Liabilities		
(a) Financial Liabilities		
(i) Borrowings	252.86	223.85
(ii) Other Financial Liabilities excl. provisions	256.02	207.19
(b) Provisions	8.88	6.92
(c) Other Non-Current Liabilities	166.55	436.76
Sub Total (D)	684.30	874.72
(2) Current Liabilities		
(a) Financial liabilities		
(i) Borrowings	0.00	0.00
(ii) Trade Payables	719.40	467.50
(iii) Other Financial Liabilities excl. provisions	415.84	237.11
(b) Other current liabilities	113.92	280.43
(c) Provisions	14.94	3.89
Sub Total (E)	1,264.10	988.93
Total Equity & Liabilities (C+D+E)	4,856.88	4,410.25

Consolidated Profitability Statement – Q4 & FY21



Rs. Crores	Q4 FY21	Q4 FY20	YoY Growth (%)	Q3 FY21	QoQ Growth (%)	FY21	FY20*
REVENUE	1,864.27	1,346.70	38%	1,582.02	18%	5,787.57	5,602.57*
EBITDA	419.92	295.04	42%	407.12	3%	1,417.87	1,327.18*
EBITDA margin	22.5%	21.9%		25.7%		24.5%	23.7%
Other Income	23.55	30.12		34.91		111.32	175.63*
Depreciation	88.66	75.61		107.55		363.25	350.73
Interest	101.70	118.28		97.61		426.07	439.30
Profit Before Tax	253.11	131.27	93%	236.87	7%	739.88	712.78
Total Tax Expenses	100.95	42.45		68.97		247.24	169.38
Current Tax	80.56	41.64		65.91		233.22	184.35
Taxation in respect of earlier years	-0.81	-0.07		0.05		-0.77	-3.75
Deferred Tax	21.20	0.88		3.01		14.79	-11.22
Profit After Tax	152.16	88.82	71%	167.90		492.64	543.40*
PAT Margin	8.2%	6.6%		10.6%		8.5%	9.7%
Share in Profit/ (Loss) of Associates accounted for using equity method	-1.80	1.57		8.24		4.27	6.49
Profit After Tax	150.36	90.39	66%	176.14		496.90	549.88
PAT Margin	8.1%	6.7%		11.1%		8.6%	9.8%
Total Other Comprehensive Income, net of tax	-2.17	3.29		0.64		-0.23	2.58
Total Comprehensive income	148.19	93.68	58%	176.79		496.67	552.46

*- Including Rs. 109.48 crore towards an arbitration claim on 3rd August 2019 from Revenue and Rs. 35.55 crore interest on arbitration claim from Other Income for Garh Mukteshwar to Moradabad Project and Tax on the same

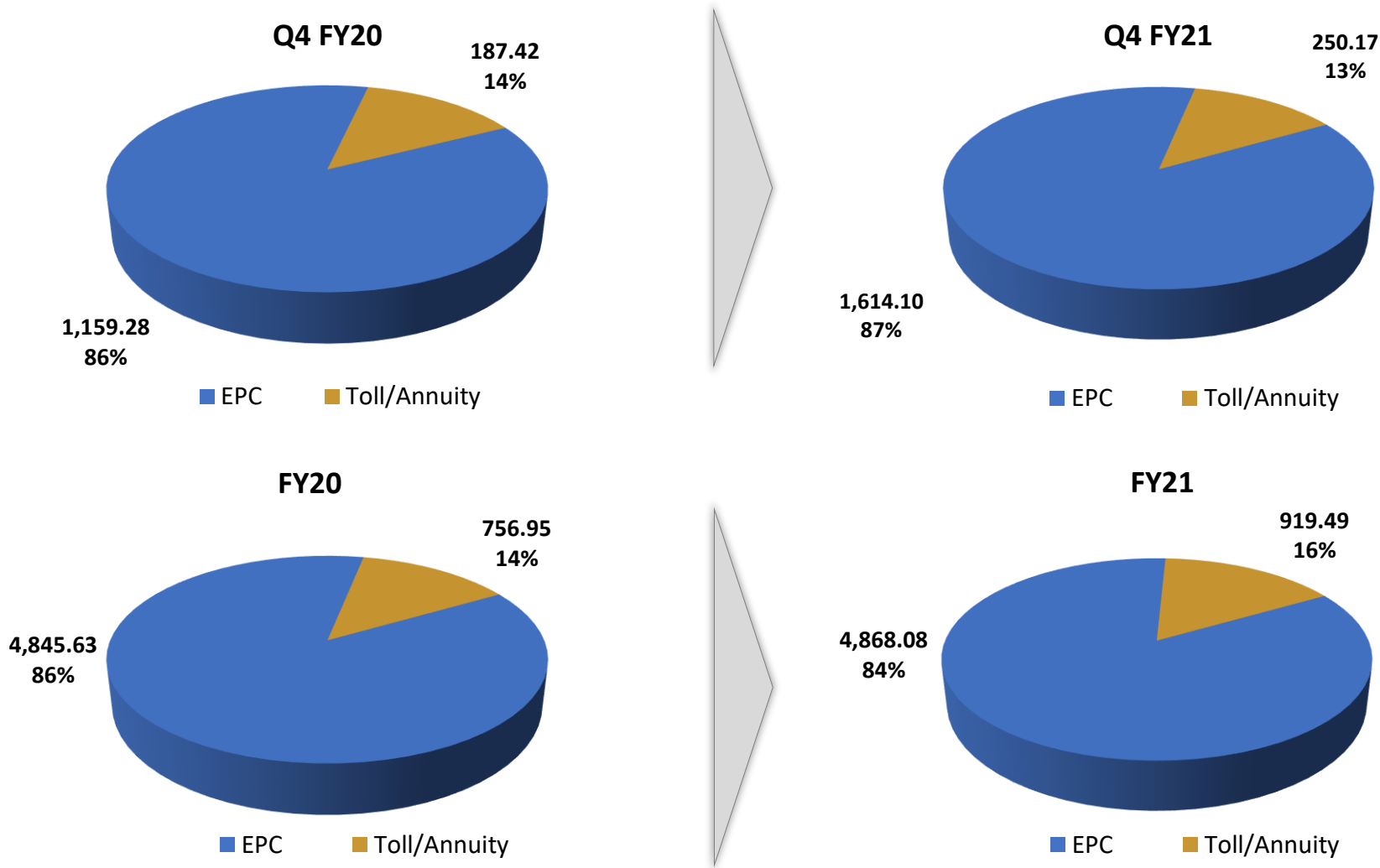
Consolidated Balance Sheet



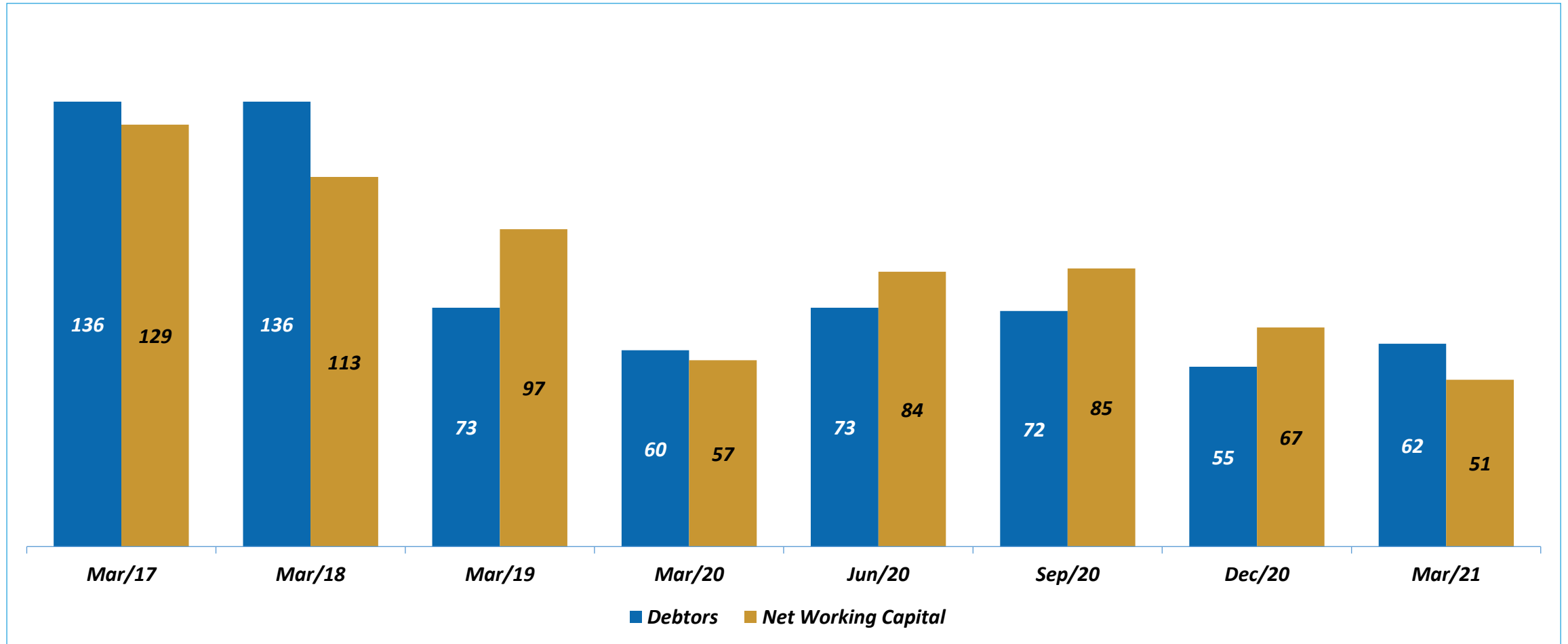
ASSETS (Rs. Crores)	Mar-21	Mar-20
(1) NON-CURRENT ASSETS		
(a) Property, plant & equipment	657.45	591.08
(b) Capital work-in-progress	3.42	0.00
(c) Intangible Asset	1,139.50	1,387.01
(d) Financial assets		
(i) Investments	40.65	36.38
(ii) Trade Receivables	4,043.07	3,324.62
(iii) Other Financial Assets	123.98	119.15
(e) Deferred Tax Asset	41.51	158.36
(f) Other Non - current assets	715.64	489.74
Sub Total (A)	6,765.22	6,106.36
(2) CURRENT ASSETS		
(a) Inventories	353.59	267.29
(b) Financial Assets		
(i) Investments	537.95	408.01
(ii) Trade receivables	392.79	284.06
(iii) Cash and cash equivalents	846.89	846.31
(iv) Bank Balances other than (ii) above	97.63	74.81
(v) Loans	279.72	256.52
(iv) Other Financial Assets	56.24	78.62
(c) Other current assets	245.22	168.32
Sub Total (B)	2,810.03	2,383.94
Total Assets (A+B)	9,575.25	8,490.30

EQUITY AND LIABILITIES (Rs. Crores)	Mar-21	Mar-20
EQUITY		
(a) Equity Share capital	51.31	51.31
(b) Other equity	3,001.85	2,502.95
Equity Attributable to Owners (C)	3,053.16	2,554.26
Non Controlling Interest	-0.48	0.00
LIABILITIES		
(1) Non-Current Liabilities		
(a) Financial Liabilities		
(i) Borrowings	3,734.89	3,246.02
(ii) Trade Payables	415.86	634.28
(ii) Other Financial Liabilities excl. provisions	256.13	209.55
(b) Provisions	280.22	245.79
(c) Other Non-Current Liabilities	199.93	386.41
Sub Total (D)	4,887.02	4,722.06
(2) Current Liabilities		
(a) Financial liabilities		
(i) Borrowings	20.18	16.29
(ii) Trade Payables	726.10	475.76
(iii) Other Financial Liabilities excl. provisions	720.73	406.72
(b) Other current liabilities	122.80	297.82
(c) Provisions	45.74	17.39
Sub Total (E)	1,635.54	1,213.98
Total Equity & Liabilities (C+D+E)	9,575.25	8,490.30

Segmental Revenue Break-up



Net Working Capital Days - Standalone



Cashflow Statement



Rs. Crores	Standalone		Consolidated	
	Full Year ended 31-Mar-21	Full Year ended 31-Mar-20	Full Year ended 31-Mar-21	Full Year ended 31-Mar-20
Profit before tax	558.50	612.02	739.88	719.27
<i>Adjustments</i>	140.56	179.45	683.56	619.70
Operating Cash flow Before Working Capital Changes	699.06	791.47	1,423.44	1,338.97
<i>Change in operating assets and liabilities</i>	-226.12	182.29	-1,005.23	-633.40
Cash generated from operations	472.95	973.76	418.21	705.58
<i>Income taxes paid</i>	-199.77	-161.16	-232.45	-180.60
Net cash inflow from operating activities (A)	273.18	812.60	185.76	524.97
Net cash inflow/(outflow) from investing activities (B)	-275.11	-230.68	-248.50	-229.72
Net cash outflow from financing activities (C)	7.41	-151.56	63.31	253.65
Net increase/(decrease) in cash and cash equivalents (A+B+C)	5.48	430.37	0.58	548.90
Cash and cash equivalents at the beginning of the year	682.24	251.87	846.31	297.41
Cash and cash equivalents at the end of the year	687.72	682.24	846.89	846.31

Annexure – II

Company Overview



Introduction



Established track record of timely/early completion of projects

- Infrastructure construction, development and management company; expertise in execution of projects including highways, bridges, flyovers, airport runways, industrial areas and transmission lines
- Executed 70 major infrastructure projects spread across 13 states, of which 47 are road EPC projects; currently executing 23 projects
- Large fleet of sophisticated equipment and professionally qualified & experienced employee base
- Operating 6 BOT & 1 OMT project, comprising of both toll & annuity assets; Total 11 HAM projects comprising - 7 HAM project under-construction and 4 project received COD / PCOD

**Strong credit rating of CARE AA for Long Term Loans
CARE A1+ for Short Term Loans
“Stable” outlook**

Roads & Highways EPC

01

Completed 47 infrastructure road projects on EPC basis

Roads & Highways BOT / OMT/ HAM

02

Operating 6 BOT & 1 OMT project, comprising of both toll & annuity assets; Total 11 HAM projects comprising - 7 HAM project under-construction and 4 project received COD / PCOD

Dedicated Freight Corridor / Railways

03

Design, procurement and construction of track and track related works on Mughalsarai - Sonnagar section of Dedicated Eastern Freight Corridor on EPC basis – under execution

Airport Runways

04

Executed 20 airport runway projects across India & received 'Super Special' class certification from Military Engineering Services

Water Supply & Irrigation

07

Working on EPC projects in Water Supply sector and Irrigation Projects

Industrial Area Development


06

Completed first of its kind BOT annuity project - area redevelopment and management of Industrial Estate of Narela, New Delhi for Delhi State Industrial & Infrastructure Development Corporation (DSIIDC)

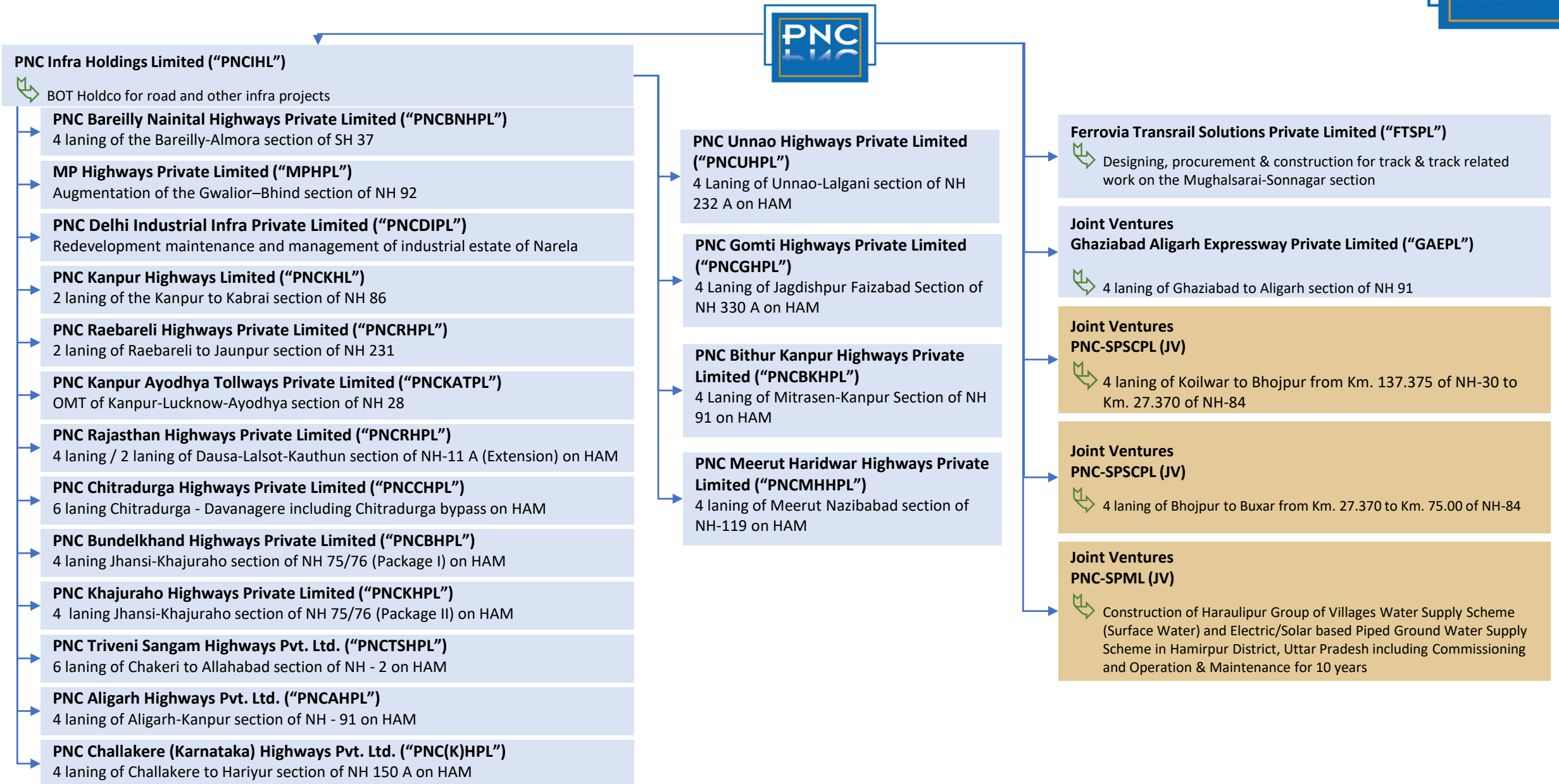
Power Transmission

05

Set up power transmission lines of approximately 350 km of 132/220 kilovolt lines on a turn-key basis



Corporate Structure



Integrated Business Model



- Ownership of a fleet of modern equipment enables quick mobilization besides ensuring continuous availability of critical equipment
- Reduces costs and facilitates timely completion of projects through enhanced control

Equipment Bank



Own Quarries / Raw Material Sourcing



- Own / Leasing of Quarries helps in securing of raw material and project completion within scheduled time & budget

- Controls the entire process from conceptualization to commissioning of a given project which helps in providing customized solutions as per clients' specific requirements

In-house Design & Engineering



In-house Construction

- Ensuring timely completion of projects, reducing reliance on third parties and lowering costs

Enhanced Execution Capability



Strong Credit Rating

- Long term bank facilities “CARE AA (Double A)”
- Short term bank facilities “CARE A1+ (A One plus)”
- “Stable” outlook

Enhanced Working Capital Limits

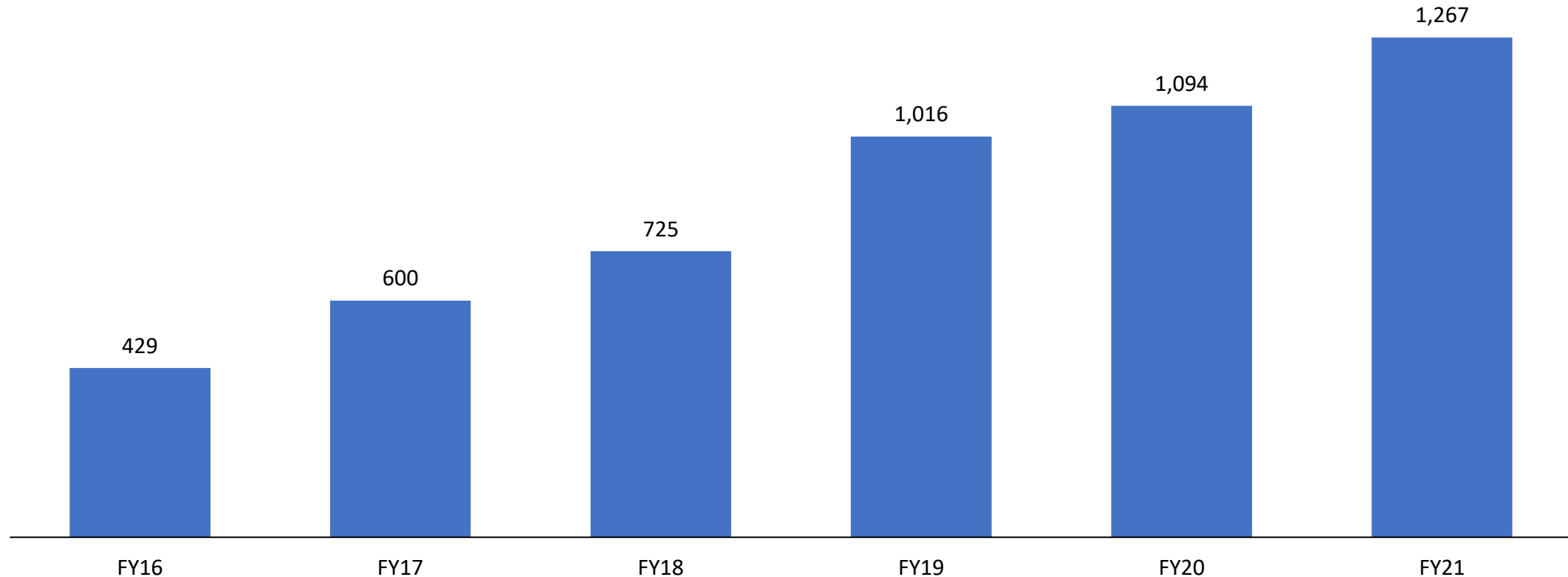
- Enhanced Fund Based Limits from Rs. 750 crores to Rs. 1,000 crores which will enable us to execute projects without financial constraints
- Enhanced Non-Fund Based Limits from Rs. 3,350 crores to Rs. 5,000 crores will enable to Bid for higher no. of projects which are larger in size



Man and Machine added to execute more projects

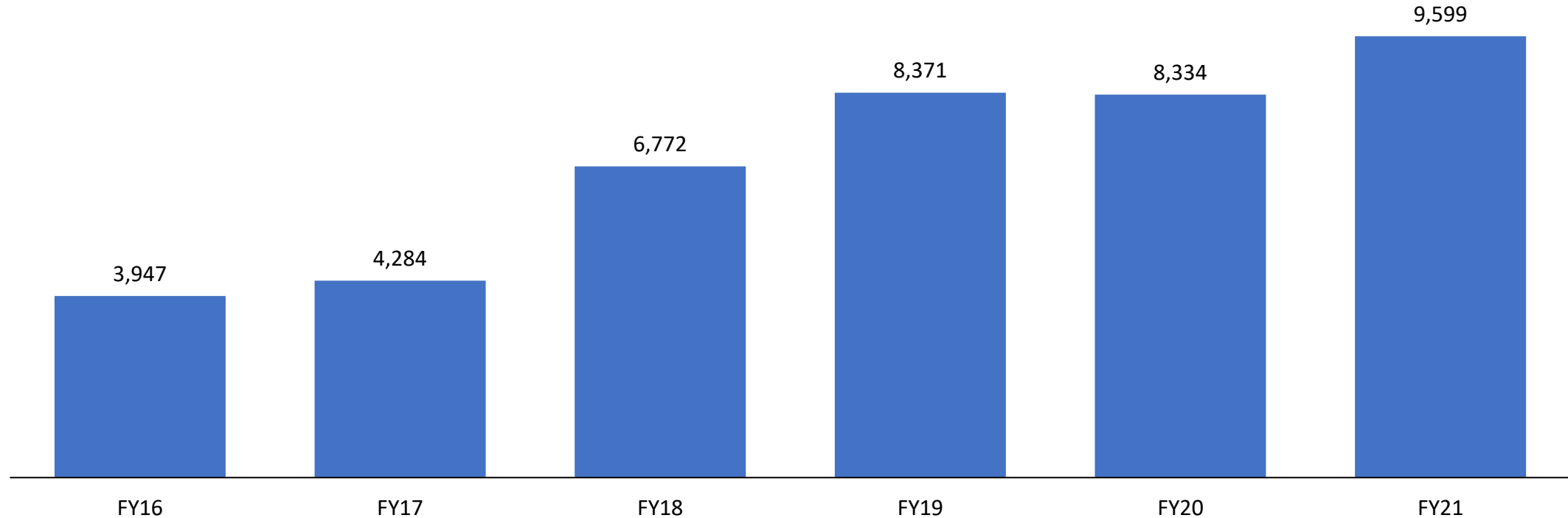
- Strengthening of In-house execution team with induction of engineers with strong technical knowledge
- Investments in Machinery over the years to augment and upgrade the execution capabilities

Enhanced to Augment and upgrade the execution



Present Capex will enable us to achieve a Turnover of Rs. 8,000-9,000 crores

Strengthening of in-house execution team



Strengthening of In-house execution team with induction of engineers with strong technical knowledge

Strong Credit Rating



1 Upgraded

- PNC Infratech Ltd.
 - ✓ Long term bank facilities upgraded to CARE AA; Stable (Double A; Outlook: Stable)
 - ✓ Short term bank facilities reaffirmed at CARE A1+ (A One plus)
- PNC Bareilly Nainital Highways Pvt. Ltd.
 - ✓ Long term bank facilities at CARE BBB+; Stable (Triple B; Outlook: Stable).
- PNC Rajasthan Highways Pvt. Ltd.
 - ✓ Long term bank facilities at CARE A; Stable (Single A; Outlook: Stable)
- PNC Kanpur Highways Limited
 - ✓ Long term bank facilities at CARE A; Stable (Single A; Outlook: Stable).
- PNC Delhi Industrial Infra Pvt. Ltd.
 - ✓ Revised CARE A- Stable (Single A Minus; Outlook: Stable) on long term bank facilities. The Outlook was revised from Positive to Stable.

2 Assigned / Reaffirmed

- PNC Gomti Highways Pvt. Ltd. (Assigned)
 - ✓ CARE A; Stable (Single A; Outlook: Stable) on long term bank facilities
- PNC Bithur Kanpur Pvt. Ltd. (Assigned)
 - ✓ CARE A; Stable (Single A; Outlook: Stable) on long term bank facilities
- PNC Challakere (Karnataka) Highways Pvt. Ltd. (Reaffirmed)
 - ✓ CARE A; Stable (Single A; Outlook: Stable) on long term bank facilities
- PNC Raebareli Highways Pvt. Ltd (Reaffirmed)
 - ✓ Long term bank facilities (Senior Debt) at CARE AA; Stable [Double AA; Outlook: Stable]
 - ✓ Long term bank facilities (Subordinate Debt) at CARE AA-; Stable [Double AA Minus; Outlook: Stable]
- MP Highways Pvt. Ltd. (Reaffirmed)
 - ✓ Long term bank facilities at CARE A; Stable (Single A; Outlook: Stable)

3 Reaffirmed

- PNC Khajuraho Highways Pvt. Ltd.
 - ✓ Long term bank facilities at CARE A-; Stable (Single A Minus; Outlook: Stable)
- PNC Chitradurga Highways Pvt. Ltd.
 - ✓ Long term bank facilities at CARE A-; Stable (Single A Minus; Outlook: Stable)
- PNC Bundelkhand Highways Pvt. Ltd.
 - ✓ CARE A-; Stable (Single A Minus; Outlook: Stable) on long term bank facilities
- PNC Aligarh Highways Pvt. Ltd.
 - ✓ Assigned CARE A; Stable (Single A; Outlook: Stable) on long term bank facilities
- PNC Triveni Sangam Highways Pvt. Ltd.
 - ✓ Assigned CARE A-; Stable (Single A Minus; Outlook: Stable) on long term bank facilities

Experienced Promoters



Mr. Pradeep Kumar Jain

Chairman & Managing Director

- Over 40 years of experience in the construction, infrastructure sector and allied areas
- Responsible for overall administration and supervision of projects and liaison with agencies



Mr. Naveen Kumar Jain

Promoter

- Over 31 years of experience in industries such as construction, cold storage, transportation, machineries and transport organization



Mr. Chakresh Kumar Jain

Managing Director

- Over 30 years of experience in development of infrastructure sector, such as construction of highways, airports, rail over-bridges among others
- Responsible for overall finance, project management & administration



Mr. Yogesh Kumar Jain

Managing Director

- Over 25 years of experience in planning, execution, supervision of work starting from pre-qualification and tendering up to completion and handing over of sites
- Responsible for technical supervision of projects up to completion stage of such projects

Board of Directors



Mr. Pradeep Kumar Jain
Chairman & Managing Director



Mr. Chakresh Kumar Jain
Managing Director



Mr. Yogesh Kumar Jain
Managing Director



Mr. Anil Kumar Rao
Whole-time Director



Mr. Talluri Raghupati Rao
Wholetime Director



Mr. Krishan Kumar Jalan (IAS)
Independent Director



Mr. Gauri Shankar
Independent Director



Mr. Subhash Chander Kalia
Independent Director



Mr. Ashok Kumar Gupta
Independent Director



Ms. Deepika Mittal
Independent Director

Clientele



State Water & Sanitation Mission
NAMAMI GANGE AND RURAL WATER SUPPLY DEPARTMENT
Government of Uttar Pradesh



Uttar Pradesh Power Corporation Limited



Diversification:

- Leveraging Strong Project Execution track record to diversify into new functional areas of infrastructure development
- Expand presence in development of industrial areas and dedicated freight corridor projects
- Diversify into waste management, water-related infrastructure projects such as river-connecting

Focused Approach:

- Continue to focus on our Core EPC Strength & Regional Expertise
- Increase presence in BOT, OMT & HAM projects by leveraging our technical and financial credentials developed through our focus on core EPC projects



Competitiveness:

- Improve performance and competitiveness of existing business through investments in technology, equipment and skilled manpower
- Investments in modern equipment will ensure cost effective execution

Strong Relationships:

- Maintaining Strategic Alliances with companies whose Resources, Skills & Strategies for synergy
- Enter into project-specific JVs or sub-contracting relationships

For further information, please contact:

Company :

PNC Infratech Ltd
CIN: L45201DL1999PLC195937

Mr. D. K. Maheshwari
Vice President - Finance

dkm@pncinfratech.com

www.pncinfratech.com

Investor Relations Advisors :

Strategic Growth Advisors Pvt. Ltd.
CIN: U74140MH2010PTC204285

Mr. Jigar Kavaiya
Group Account Head
+91-9920602034

jigar.kavaiya@sgapl.net

www.sgapl.net