

FORM NO. MGT-7

[Pursuant to sub-Section(1) of section 92 of the Companies Act, 2013 and sub-rule (1) of rule 11 of the Companies (Management and Administration) Rules, 2014]



सत्यमेव जयते

Annual Return (other than OPCs and Small Companies)

Form language ☒ English ☐ Hindi

Refer the instruction kit for filing the form.

I. REGISTRATION AND OTHER DETAILS

(i) * Corporate Identification Number (CIN) of the company

Pre-fill

Global Location Number (GLN) of the company

* Permanent Account Number (PAN) of the company

AACCP0377Q

(ii) (a) Name of the company

PNC INFRATECH LIMITED

(b) Registered office address

NBCC PLAZA, TOWER II, 4TH FLOOR,
PUSHP VIHAR, SECTOR 5,
NEW DELHI
Delhi
110017



(c) * e-mail ID of the company

(d) * Telephone number with STD code

05624054400

(e) Website

www.pncinfratech.com

(iii) Date of Incorporation

09/08/1999

(iv)	Type of the Company	Category of the Company	Sub-category of the Company
	Public Company	Company limited by shares	Indian Non-Government company

(v) Whether company is having share capital

☒ Yes ☐ No

(vi) * Whether shares listed on recognized Stock Exchange(s)

☒ Yes ☐ No

(a) Details of stock exchanges where shares are listed

S. No.	Stock Exchange Name	Code
1	BSE Limited	1
2	National Stock Exchange of India Limited	1,024

(b) CIN of the Registrar and Transfer Agent

U67190MH1999PTC118368

Pre-fill

Name of the Registrar and Transfer Agent

LINK INTIME INDIA PRIVATE LIMITED

Registered office address of the Registrar and Transfer Agents

C-101, 1st Floor, 247 Park,
Lal Bahadur Shastri Marg, Vikhroli (West)

(vii) *Financial year From date 01/04/2021 (DD/MM/YYYY) To date 31/03/2022 (DD/MM/YYYY)

(viii) *Whether Annual general meeting (AGM) held ☒ Yes ☐ No

(a) If yes, date of AGM

(b) Due date of AGM

30/09/2022

(c) Whether any extension for AGM granted

☐ Yes ☒ No

II. PRINCIPAL BUSINESS ACTIVITIES OF THE COMPANY

*Number of business activities

1

S.No	Main Activity group code	Description of Main Activity group	Business Activity Code	Description of Business Activity	% of turnover of the company
	F	Construction	F2	Roads, railways, Utility projects	96.87

III. PARTICULARS OF HOLDING, SUBSIDIARY AND ASSOCIATE COMPANIES (INCLUDING JOINT VENTURES)

*No. of Companies for which information is to be given 20

Pre-fill All

S.No	Name of the company	CIN / FCRN	Holding/ Subsidiary/Associate/ Joint Venture	% of shares held
1	MP HIGHWAYS PRIVATE LIMITED	U45201DL2010PTC211187	Subsidiary	100
2	PNC INFRA HOLDINGS LIMITED	U45400DL2011PLC212473	Subsidiary	100

3	PNC KANPUR HIGHWAYS LIMITED	U45400DL2011PLC212392	Subsidiary	100
4	PNC DELHI INDUSTRIALINFRA	U45200DL2011PTC222046	Subsidiary	100
5	PNC BAREILLY NAINITAL HIGHWAYS	U45400DL2011PTC222043	Subsidiary	100
6	PNC RAEBARELI HIGHWAYS PRIVATE	U45400DL2012PTC241184	Subsidiary	100
7	PNC KANPUR AYODHYA TOLL	U45400DL2013PTC248507	Subsidiary	100
8	FERROVIA TRANSRAIL SOLUTIONS	U45300DL2012PTC239645	Subsidiary	51
9	PNC RAJASTHAN HIGHWAYS PRIVATE	U45203DL2016PTC304751	Subsidiary	100
10	PNC CHITRADURGA HIGHWAY	U45500DL2017PTC316429	Subsidiary	100
11	PNC BUNDELKHAND HIGHWAYS	U45309DL2017PTC316515	Subsidiary	100
12	PNC KHAJURAHO HIGHWAYS PRIVATE	U45500DL2017PTC316427	Subsidiary	100
13	PNC TRIVENI SANGAM HIGHWAYS	U45203DL2017PTC327676	Subsidiary	100
14	PNC ALIGARH HIGHWAYS PRIVATE	U45203DL2018PTC332395	Subsidiary	100
15	PNC CHALLAKERE (KARNATAKA)	U45400DL2018PTC336256	Subsidiary	100
16	PNC UNNAO HIGHWAYS PRIVATE	U45200UP2020PTC128020	Subsidiary	100
17	PNC GOMTI HIGHWAYS PRIVATE	U45209UP2020PTC128041	Subsidiary	100
18	PNC BITHUR KANPUR HIGHWAYS	U45201UP2020PTC129528	Subsidiary	100
19	PNC MEERUT HARIDWAR HIGHWAYS	U45203UP2020PTC130807	Subsidiary	100
20	GHAZIABAD ALIGARH EXPRESSWAYS	U70101DL2009PTC197148	Associate	35

IV. SHARE CAPITAL, DEBENTURES AND OTHER SECURITIES OF THE COMPANY

(i) * SHARE CAPITAL

(a) Equity share capital

Particulars	Authorised capital	Issued capital	Subscribed capital	Paid up capital
Total number of equity shares	275,000,000	256,539,165	256,539,165	256,539,165
Total amount of equity shares (in Rupees)	550,000,000	513,078,330	513,078,330	513,078,330

Number of classes

1

Class of Shares	Authorised capital	Issued capital	Subscribed capital	Paid up capital
Number of equity shares	275,000,000	256,539,165	256,539,165	256,539,165
Nominal value per share (in rupees)	2	2	2	2
Total amount of equity shares (in rupees)	550,000,000	513,078,330	513,078,330	513,078,330

(b) Preference share capital

Particulars	Authorised capital	Issued capital	Subscribed capital	Paid-up capital
Total number of preference shares	0	0	0	0
Total amount of preference shares (in rupees)	0	0	0	0

Number of classes

0

Class of shares	Authorised capital	Issued capital	Subscribed capital	Paid up capital
Number of preference shares				
Nominal value per share (in rupees)				
Total amount of preference shares (in rupees)				

(c) Unclassified share capital

Particulars	Authorised Capital
Total amount of unclassified shares	0

(d) Break-up of paid-up share capital

Class of shares	Number of shares			Total nominal amount	Total Paid-up amount	Total premium
Equity shares	Physical	DEMAT	Total			
At the beginning of the year	5	256,539,165	256539165	513,078,330	513,078,330	
Increase during the year	0	0	0	0	0	0
i. Public Issues	0	0	0	0	0	
ii. Rights issue	0	0	0	0	0	0
iii. Bonus issue	0	0	0	0	0	0
iv. Private Placement/ Preferential allotment	0	0	0	0	0	0

v. ESOPs	0	0	0	0	0	0
vi. Sweat equity shares allotted	0	0	0	0	0	0
vii. Conversion of Preference share	0	0	0	0	0	0
viii. Conversion of Debentures	0	0	0	0	0	0
ix. GDRs/ADRs	0	0	0	0	0	0
x. Others, specify <div></div>						
Decrease during the year	0	0	0	0	0	0
i. Buy-back of shares	0	0	0	0	0	0
ii. Shares forfeited	0	0	0	0	0	0
iii. Reduction of share capital	0	0	0	0	0	0
iv. Others, specify <div></div>						
At the end of the year	5	256,539,160	256,539,165	513,078,330	513,078,330	
Preference shares						
At the beginning of the year	0	0	0	0	0	
Increase during the year	0	0	0	0	0	0
i. Issues of shares	0	0	0	0	0	0
ii. Re-issue of forfeited shares	0	0	0	0	0	0
iii. Others, specify <div></div>						
Decrease during the year	0	0	0	0	0	0
i. Redemption of shares	0	0	0	0	0	0
ii. Shares forfeited	0	0	0	0	0	0
iii. Reduction of share capital	0	0	0	0	0	0
iv. Others, specify <div></div>						
At the end of the year	0	0	0	0	0	

ISIN of the equity shares of the company

(ii) Details of stock split/consolidation during the year (for each class of shares)

0

Class of shares		(i)	(ii)	(iii)
Before split / Consolidation	Number of shares			
	Face value per share			
After split / Consolidation	Number of shares			
	Face value per share			

(iii) Details of shares/Debentures Transfers since closure date of last financial year (or in the case of the first return at any time since the incorporation of the company) *

☒ Nil

[Details being provided in a CD/Digital Media]

☐

Yes

☐

No

☐

Not Applicable

Separate sheet attached for details of transfers

☐

Yes

☐

No

Note: In case list of transfer exceeds 10, option for submission as a separate sheet attachment or submission in a CD/Digital Media may be shown.

Date of the previous annual general meeting			
Date of registration of transfer (Date Month Year)			
Type of transfer		1 - Equity, 2- Preference Shares,3 - Debentures, 4 - Stock	
Number of Shares/ Debentures/ Units Transferred		Amount per Share/ Debenture/Unit (in Rs.)	
Ledger Folio of Transferor			
Transferor's Name			
	Surname	middle name	first name
Ledger Folio of Transferee			

Transferee's Name	<input type="text"/>	<input type="text"/>	<input type="text"/>
	Surname	middle name	first name

Date of registration of transfer (Date Month Year)	<input type="text"/>
--	----------------------

Type of transfer	<input type="text"/>	1 - Equity, 2- Preference Shares,3 - Debentures, 4 - Stock
------------------	----------------------	--

Number of Shares/ Debentures/ Units Transferred	<input type="text"/>	Amount per Share/ Debenture/Unit (in Rs.)	<input type="text"/>
---	----------------------	---	----------------------

Ledger Folio of Transferor	<input type="text"/>
----------------------------	----------------------

Transferor's Name	<input type="text"/>	<input type="text"/>	<input type="text"/>
-------------------	----------------------	----------------------	----------------------

	Surname	middle name	first name
--	---------	-------------	------------

Ledger Folio of Transferee	<input type="text"/>
----------------------------	----------------------

Transferee's Name	<input type="text"/>	<input type="text"/>	<input type="text"/>
-------------------	----------------------	----------------------	----------------------

	Surname	middle name	first name
--	---------	-------------	------------

(iv) *Debentures (Outstanding as at the end of financial year)

Particulars	Number of units	Nominal value per unit	Total value
Non-convertible debentures	0		0
Partly convertible debentures	0		0
Fully convertible debentures	0		0
Total			0

Details of debentures

Class of debentures	Outstanding as at the beginning of the year	Increase during the year	Decrease during the year	Outstanding as at the end of the year
Non-convertible debentures	0	0	0	0
Partly convertible debentures	0	0	0	0
Fully convertible debentures	0	0	0	0

(v) Securities (other than shares and debentures)

0

Type of Securities	Number of Securities	Nominal Value of each Unit	Total Nominal Value	Paid up Value of each Unit	Total Paid up Value
Total					

V. *Turnover and net worth of the company (as defined in the Companies Act, 2013)

(i) Turnover

63,055,034,000

(ii) Net worth of the Company

33,402,133,000

VI. (a) *SHARE HOLDING PATTERN - Promoters

S. No.	Category	Equity		Preference	
		Number of shares	Percentage	Number of shares	Percentage
1.	Individual/Hindu Undivided Family				
	(i) Indian	119,076,000	46.42	0	
	(ii) Non-resident Indian (NRI)	0	0	0	
	(iii) Foreign national (other than NRI)	0	0	0	
2.	Government				
	(i) Central Government	0	0	0	
	(ii) State Government	0	0	0	
	(iii) Government companies	0	0	0	
3.	Insurance companies	0	0	0	
4.	Banks	0	0	0	
5.	Financial institutions	0	0	0	

6.	Foreign institutional investors	0	0	0	
7.	Mutual funds	0	0	0	
8.	Venture capital	0	0	0	
9.	Body corporate (not mentioned above)	24,765,000	9.65	0	
10.	Others	0	0	0	
	Total	143,841,000	56.07	0	0

Total number of shareholders (promoters)

14

(b) *SHARE HOLDING PATTERN - Public/Other than promoters

S. No.	Category	Equity		Preference	
		Number of shares	Percentage	Number of shares	Percentage
1.	Individual/Hindu Undivided Family				
	(i) Indian	10,984,688	4.28	0	
	(ii) Non-resident Indian (NRI)	720,248	0.28	0	
	(iii) Foreign national (other than NRI)	1,000	0	0	
2.	Government				
	(i) Central Government	0	0	0	
	(ii) State Government	0	0	0	
	(iii) Government companies	0	0	0	
3.	Insurance companies	3,941,927	1.54	0	
4.	Banks	0	0	0	
5.	Financial institutions	100	0	0	
6.	Foreign institutional investors	25,637,295	9.99	0	
7.	Mutual funds	70,568,551	27.51	0	
8.	Venture capital	0	0	0	
9.	Body corporate (not mentioned above)	590,227	0.23	0	
10.	Others Alternate Investment Funds	254,129	0.1	0	

	Total	112,698,165	43.93	0	0
--	--------------	-------------	-------	---	---

Total number of shareholders (other than promoters)

79,014

**Total number of shareholders (Promoters+Public/
Other than promoters)**

79,028

(c) *Details of Foreign institutional investors' (FIIs) holding shares of the company

96

Name of the FII	Address	Date of Incorporation	Country of Incorporation	Number of shares held	% of shares held
Goldman Sachs Funds +				4,407,843	1.72
India Midcap (Mauritiu +				3,438,374	1.34
Kuwait Investment Au +				2,716,245	1.06
Kotak Funds - India Mi +				2,174,991	0.85
Kuwait Investment Au +				1,700,000	0.66
Vanguard Emerging M +				1,580,037	0.61
Vanguard Total Intern +				1,413,030	0.55
Government Pension +				956,071	0.37
Eastspring Investment +				597,035	0.23
Vanguard Fiduciary Tr +				507,718	0.2
Sei Institutional Invest +				442,352	0.17
Rams Equities Portfoli +				405,000	0.16
Rams Investment Unit +				400,000	0.16
Vanguard Ftse All-Wo +				387,455	0.15
Dimensional Emerging +				331,105	0.13
Dfa Investment Dimer +				301,449	0.12
Emerging Markets Sm +				300,139	0.12
Rising India Focus Fun +				286,000	0.11
Emerging Markets Sm +				211,875	0.08
The Dfa Investment Tr +				168,016	0.06

Name of the FII	Address	Date of Incorporation	Country of Incorporation	Number of shares held	% of shares held
Ishares Core Msci Em I +				167,604	0.06
Ishares India Sc Mauri +				140,654	0.05
Pub Equities Emerging +				134,297	0.05
Pub Equities Emerging +				129,027	0.05
Wellington Managem +				128,150	0.05

VII. *NUMBER OF PROMOTERS, MEMBERS, DEBENTURE HOLDERS
(Details, Promoters, Members (other than promoters), Debenture holders)

Details	At the beginning of the year	At the end of the year
Promoters	14	14
Members (other than promoters)	61,772	79,014
Debenture holders	0	0

VIII. DETAILS OF DIRECTORS AND KEY MANAGERIAL PERSONNEL









(A) *Composition of Board of Directors

Category	Number of directors at the beginning of the year		Number of directors at the end of the year		Percentage of shares held by directors as at the end of year	
	Executive	Non-executive	Executive	Non-executive	Executive	Non-executive
A. Promoter	3	0	3	0	13.51	0
B. Non-Promoter	2	5	2	5	0.03	0
(i) Non-Independent	2	0	2	0	0.03	0
(ii) Independent	0	5	0	5	0	0
C. Nominee Directors representing	0	0	0	0	0	0
(i) Banks & FIs	0	0	0	0	0	0
(ii) Investing institutions	0	0	0	0	0	0
(iii) Government	0	0	0	0	0	0
(iv) Small share holders	0	0	0	0	0	0
(v) Others	0	0	0	0	0	0

Total	5	5	5	5	13.54	0
-------	---	---	---	---	-------	---


Number of Directors and Key managerial personnel (who is not director) as on the financial year end date 12

(B) (i) *Details of directors and Key managerial personnel as on the closure of financial year

Name	DIN/PAN	Designation	Number of equity share(s) held	Date of cessation (after closure of financial year : If any)
PRADEEP KUMAR JAIN 	00086653	Managing Director	15,349,500	
CHAKRESH KUMAR JAIN 	00086768	Managing Director	2,514,000	
YOGESH KUMAR JAIN 	00086811	Managing Director	16,794,000	
ANIL KUMAR RAO	01224525	Whole-time director	80,500	
TALLURI RAGHUPATI 	01207205	Whole-time director	11,000	
ASHOK KUMAR GUPTA 	02808356	Director	0	
DEEPIKA MITTAL	06966373	Director	0	
KRISHAN KUMAR JAIN 	01767702	Director	0	
GAURI SHANKAR	06764026	Director	0	
SUBHASH CHANDER 	00075644	Director	0	
BHUPINDER KUMAR SINGH 	AAKPS7308H	CFO	0	
TAPAN JAIN	ANEPJ9193Q	Company Secretary	0	

(ii) Particulars of change in director(s) and Key managerial personnel during the year

1

Name	DIN/PAN	Designation at the beginning / during the financial year	Date of appointment/ change in designation/ cessation	Nature of change (Appointment/ Change in designation/ Cessation)
SUBHASH CHANDER 	00075644	Additional director	29/09/2021	Change in Designation

IX. MEETINGS OF MEMBERS/CLASS OF MEMBERS/BOARD/COMMITTEES OF THE BOARD OF DIRECTORS

A. MEMBERS/CLASS /REQUISITIONED/NCLT/COURT CONVENED MEETINGS

Number of meetings held

1

Type of meeting	Date of meeting	Total Number of Members entitled to attend meeting	Attendance	
			Number of members attended	% of total shareholding
AGM	29/09/2021	51,585	58	56.12

B. BOARD MEETINGS

*Number of meetings held

5

S. No.	Date of meeting	Total Number of directors associated as on the date of meeting	Attendance	
			Number of directors attended	% of attendance
1	25/06/2021	10	10	100
2	11/08/2021	10	10	100
3	24/09/2021	10	7	70
4	13/11/2021	10	9	90
5	12/02/2022	10	9	90

C. COMMITTEE MEETINGS

Number of meetings held

13

S. No.	Type of meeting	Date of meeting	Total Number of Members as on the date of the meeting	Attendance	
				Number of members attended	% of attendance
1	AUDIT COMM +	25/06/2021	3	3	100
2	AUDIT COMM +	11/08/2021	3	3	100
3	AUDIT COMM +	13/11/2021	3	2	66.67
4	AUDIT COMM +	12/02/2022	3	3	100
5	NOMINATION +	22/06/2021	3	3	100
6	NOMINATION +	24/09/2021	3	3	100
7	NOMINATION +	24/01/2022	3	3	100
8	STAKEHOLDER +	01/11/2021	3	3	100
9	STAKEHOLDER +	15/03/2022	3	3	100
10	CSR COMMITTEE +	01/11/2021	3	3	100

D. *ATTENDANCE OF DIRECTORS

S. No.	Name of the director	Board Meetings			Committee Meetings			Whether attended AGM held on
		Number of Meetings which director was entitled to attend	Number of Meetings attended	% of attendance	Number of Meetings which director was entitled to attend	Number of Meetings attended	% of attendance	
								(Y/N/NA)
1	PRADEEP KU	5	5	100	0	0	0	
2	CHAKRESH K	5	5	100	6	6	100	
3	YOGESH KUM	5	4	80	2	2	100	
4	ANIL KUMAR	5	4	80	2	2	100	
5	TALLURI RAG	5	4	80	0	0	0	
6	ASHOK KUMA	5	5	100	11	11	100	
7	DEEPIKA MIT	5	5	100	9	9	100	
8	KRISHAN KUI	5	5	100	0	0	0	
9	GAURI SHAN	5	4	80	9	8	88.89	
10	SUBHASH CH	5	4	80	0	0	0	

X. *REMUNERATION OF DIRECTORS AND KEY MANAGERIAL PERSONNEL

☐ Nil

Number of Managing Director, Whole-time Directors and/or Manager whose remuneration details to be entered

5

S. No.	Name	Designation	Gross Salary	Commission	Stock Option/ Sweat equity	Others	Total Amount
1	Pradeep Kumar Jain	Managing Director	31,200,000	88,892,730			120,092,730
2	Chakresh Kumar Jain	Managing Director	28,200,000	88,892,730			117,092,730
3	Yogesh Kumar Jain	Managing Director	28,200,000	88,892,730			117,092,730
4	Anil Kumar Rao	Whole Time Director	9,460,200	0			9,460,200
5	Talluri Raghupati Rao	Whole Time Director	8,107,680	0			8,107,680
	Total		105,167,880	266,678,190	0	0	371,846,070

Number of CEO, CFO and Company secretary whose remuneration details to be entered

2

S. No.	Name	Designation	Gross Salary	Commission	Stock Option/ Sweat equity	Others	Total Amount
1	Bhupinder Kumar Singh	CFO	7,958,400	0	0	0	7,958,400

S. No.	Name	Designation	Gross Salary	Commission	Stock Option/ Sweat equity	Others	Total Amount
2	Tapan Jain	Company Secre +	2,505,720	0	0	0	2,505,720
	Total		10,464,120	0	0	0	10,464,120

Number of other directors whose remuneration details to be entered

5

S. No.	Name	Designation	Gross Salary	Commission	Stock Option/ Sweat equity	Others	Total Amount
1	ASHOK KUMAR GU +	DIRECTOR	0	0	0	220,000	220,000
2	DEEPIKA MITTAL	DIRECTOR	0	0	0	200,000	200,000
3	GAURI SHANKAR	DIRECTOR	0	0	0	170,000	170,000
4	KRISHAN KUMAR, +	DIRECTOR	0	0	0	110,000	110,000
5	Mr. Subhash Chand +	DIRECTOR	0	0	0	90,000	90,000
	Total		0	0	0	790,000	790,000

XI. MATTERS RELATED TO CERTIFICATION OF COMPLIANCES AND DISCLOSURES

* A. Whether the company has made compliances and disclosures in respect of applicable provisions of the Companies Act, 2013 during the year ☒ Yes ☐ No

B. If No, give reasons/observations

XII. PENALTY AND PUNISHMENT - DETAILS THEREOF

(A) DETAILS OF PENALTIES / PUNISHMENT IMPOSED ON COMPANY/DIRECTORS /OFFICERS ☒ Nil

Name of the company/ directors/ officers	Name of the court/ concerned Authority	Date of Order	Name of the Act and section under which penalised / punished	Details of penalty/ punishment	Details of appeal (if any) including present status

(B) DETAILS OF COMPOUNDING OF OFFENCES ☒ Nil

Name of the company/ directors/ officers	Name of the court/ concerned Authority	Date of Order	Name of the Act and section under which offence committed	Particulars of offence	Amount of compounding (in Rupees)

XIII. Whether complete list of shareholders, debenture holders has been enclosed as an attachment

☐ Yes ☒ No

(In case of 'No', submit the details separately through the method specified in instruction kit)

XIV. COMPLIANCE OF SUB-SECTION (2) OF SECTION 92, IN CASE OF LISTED COMPANIES

In case of a listed company or a company having paid up share capital of Ten Crore rupees or more or turnover of Fifty Crore rupees or more, details of company secretary in whole time practice certifying the annual return in Form MGT-8.

Name

AKASH JAIN

Whether associate or fellow

☐ Associate ☒ Fellow

Certificate of practice number

9432

I/We certify that:

(a) The return states the facts, as they stood on the date of the closure of the financial year aforesaid correctly and adequately.

(b) Unless otherwise expressly stated to the contrary elsewhere in this Return, the Company has complied with all the provisions of the Act during the financial year.

Declaration

I am Authorised by the Board of Directors of the company vide resolution no. ...

4

dated

12/02/2022

(DD/MM/YYYY) to sign this form and declare that all the requirements of the Companies Act, 2013 and the rules made thereunder in respect of the subject matter of this form and matters incidental thereto have been complied with. I further declare that:

1. Whatever is stated in this form and in the attachments thereto is true, correct and complete and no information material to the subject matter of this form has been suppressed or concealed and is as per the original records maintained by the company.
2. All the required attachments have been completely and legibly attached to this form.

Note: Attention is also drawn to the provisions of Section 447, section 448 and 449 of the Companies Act, 2013 which provide for punishment for fraud, punishment for false statement and punishment for false evidence respectively.

To be digitally signed by

Director

DIN of the director

00086768

To be digitally signed by

☒ Company Secretary

☐ Company secretary in practice

Membership number

22603

Certificate of practice number

Attachments

1. List of share holders, debenture holders
2. Approval letter for extension of AGM;
3. Copy of MGT-8;
4. Optional Attachement(s), if any

Attach**Attach****Attach****Attach****List of attachments**

MGT-7 FII ANNEXURE.pdf
Committee Meeting_Annexure.pdf

Remove attachment

Modify

Check Form

Prescrutiny

Submit

This eForm has been taken on file maintained by the Registrar of Companies through electronic mode and on the basis of statement of correctness given by the company

ANNEXURE MGT-7

VI (C) Details of Foreign institutional investors' (FIIs) holding shares of the company

NAME OF THE FII	ADDRESS	DATE OF INCORPORATION	COUNTRY OF INCORPORATION	NUMBER OF SHARES HELD	% OF SHARES HELD
STATE STREET GLOBAL SMALL CAP EQUITY EX-U.S. INDEX NON-LENDING SERIES FUND				114149	0.0445
SOCIETE GENERALE				107300	0.0418
JOHCM EMERGING MARKETS SMALL MID CAP EQUITY FUND				107083	0.0417
GS INDIA EQUITY				104884	0.0409
ALLIANZ GLOBAL INVESTORS FUND - ALLIANZ INDIA EQUITY				103059	0.0402
COLLEGE RETIREMENT EQUITIES FUND - STOCK ACCOUNT				90398	0.0352
NORTHERN TRUST COLLECTIVE EMERGING MARKETS SMALL CAP INDEX FUND- NON LENDING				85830	0.0335
KOTAK INFINITY FUND - CLASS AC				84348	0.0329
SPDR S&P EMERGING MARKETS SMALL CAP ETF				84132	0.0328
CITY OF NEW YORK GROUP TRUST				81742	0.0319
VANGUARD FIDUCIARY TRUST COMPANY INSTITUTIONAL TOTAL INTERNATIONAL STOCK MARKET INDEX TRUST				81016	0.0316
CALIFORNIA STATE TEACHERS RETIREMENT SYSTEM - STATE STREET GLOBAL ADVISORS TRUST COMPANY 1				75053	0.0293
UPS GROUP TRUST				54639	0.0213
ISHARES IV PUBLIC LIMITED COMPANY- ISHARES MSCI EM IMI ESG SCREENED UCITS ETF				51046	0.0199
EMERGING MARKETS CORE EQUITY FUND OF DIMENSIONAL FUNDS ICVC				50507	0.0197
EMERGING MARKETS VALUE FUND OF DIMENSIONAL FUNDS PLC				49528	0.0193
VANGUARD TOTAL WORLD STOCK INDEX FUND				48109	0.0188
STATE STREET MSCI EMERGING MARKETS SMALL CAP INDEX NON-LENDING COMMON TRUST FUND				45908	0.0179
EMERGING MARKETS SOCIAL CORE EQUITY PORTFOLIO OF DFA INVESTMENT DIMENSIONS GROUP INC.				44423	0.0173
DIMENSIONAL WORLD EX U.S. CORE EQUITY 2 ETF OF DIMENSIONAL ETF TRUST				43004	0.0168
VANGUARD ESG INTERNATIONAL STOCK ETF				41475	0.0162
AMERICAN CENTURY ETF TRUST- AVANTIS EMERGING MARKETS EQUITY ETF				40469	0.0158
ALASKA PERMANENT FUND				37979	0.0148
PA UCITS - PADMA INDIA FUND				35000	0.0136
PRUDENTIAL FINANCIAL GLOBAL SMALL & MID CAP FUND				33381	0.013
WORLD EX U.S. CORE EQUITY PORTFOLIO OF DFA INVESTMENT DIMENSIONS GROUP INC.				30500	0.0119

STATE STREET MSCI EMERGING MARKETS SMALL CAP INDEX SECURITIES LENDING FUND				29350	0.0114
PUBLIC EMPLOYEES RETIREMENT SYSTEM OF OHIO				29175	0.0114
ISHARES MSCI EM SMALL CAP UCITS ETF				27554	0.0107
EMERGING MARKETS SUSTAINABILITY CORE 1 PORTFOLIO				26853	0.0105
EMERGING MARKETS TARGETED VALUE FUND OF THE DIMENSIONAL FUNDS II PUBLIC LIMITED COMPANY				22814	0.0089
EMERGING MARKETS SMALL CAPITALIZATION EQUITY INDEX FUND B				22663	0.0088
BVK PERSONALVORSORGE DES KANTONS ZURICH				21968	0.0086
QSUPER MANAGED BY STATE STREET GLOBAL ADVISORS, AUSTRALIA LIMITED - SUQP				18536	0.0072
CITY OF LOS ANGELES FIRE AND POLICE PENSION PLAN				18263	0.0071
WORLD EX U.S. TARGETED VALUE PORTFOLIO OF DFA INVESTMENT DIMENSIONS GROUP INC.				17993	0.007
WISDOMTREE INDIA INVESTMENT PORTFOLIO, INC.				17537	0.0068
DFA INTERNATIONAL CORE EQUITY FUND				15622	0.0061
MERCER QIF FUND PLC- MERCER INVESTMENT FUND 1				15466	0.006
LOS ANGELES CITY EMPLOYEES RETIREMENT SYSTEM				14474	0.0056
DFA AUSTRALIA LIMITED AS RESPONSIBLE ENTITY FOR DIMENSIONAL EMERGING MARKETS VALUE TRUST				11762	0.0046
DFA INTERNATIONAL VECTOR EQUITY FUND				10511	0.0041
DELA DEPOSITARY & ASSET MANAGEMENT B.V. AS RESPONSIBLE ENTITY TO DELA EQUITY FUND 5				10179	0.004
AMERICAN CENTURY ETF TRUST - AVANTIS EMERGING MARKETS EQUITY FUND				10165	0.004
QUADRATURE CAPITAL VECTOR SP LIMITED				10153	0.004
EMERGING MARKETS TARGETED VALUE PORTFOLIO				9087	0.0035
SBM INDIA FUND				8940	0.0035
EMERGING MARKETS EX CHINA INVESTABLE MARKET INDEX FUND - NON-LENDING				8840	0.0034
EMERGING MARKETS EX CHINA CORE EQUITY PORTFOLIO OF DFA INVESTMENT DIMENSIONS GROUP INC.				8743	0.0034
DIMENSIONAL FUNDS PLC - MULTI- FACTOR EQUITY FUND				8742	0.0034
SSGA SPDR ETFS EUROPE I PUBLIC LIMITED COMPANY - SPDR MSCI EMERGING MARKETS SMALL CAP UCITS ETF				8664	0.0034
INTERNATIONAL MONETARY FUND				8516	0.0033

OREGON PUBLIC EMPLOYEES RETIREMENT SYSTEM MANAGED THROUGH DIMENSIONAL FUND ADVISORS LP				7849	0.0031
AMERICAN CENTURY ETF TRUST- AVANTIS EMERGING MARKETS VALUE ETF				6333	0.0025
VANGUARD INVESTMENT SERIES PLC - VANGUARD ESG EMERGING MARKETS ALL CAP EQUITY INDEX FUND				6253	0.0024
THE MASTER TRUST BANK OF JAPAN, LTD. AS TRUSTEE OF HSBC INDIA INFRASTRUCTURE EQUITY MOTHER FUND				5660	0.0022
DIMENSIONAL EMERGING CORE EQUITY MARKET ETF OF DIMENSIONAL ETF TRUST				5602	0.0022
NORTHERN TRUST COMMON ALL COUNTRY WORLD EX-US INVESTABLE MARKET INDEX FUND- NON LENDING				5524	0.0022
JOHN HANCOCK VARIABLE INSURANCE TRUST EMERGING MARKETS VALUE TRUST				5394	0.0021
GMO IMPLEMENTATION FUND A SERIES OF GMO TRUST				5207	0.002
UTAH STATE RETIREMENT SYSTEMS				4434	0.0017
SA EMERGING MARKETS VALUE FUND				4201	0.0016
THE REGENTS OF THE UNIVERSITY OF CALIFORNIA - STATE STREET GLOBAL ADVISORS				3969	0.0015
COPTHALL MAURITIUS INVESTMENT LIMITED - NON ODI ACCOUNT				3822	0.0015
JOHN HANCOCK FUNDS II EMERGING MARKETS FUND				3706	0.0014
PUBLIC EMPLOYEES RETIREMENT ASSOCIATION OF NEW MEXICO				2468	0.001
COPTHALL MAURITIUS INVESTMENT LIMITED - ODI ACCOUNT				1468	0.0006
SPDR MSCI ACWI IMI ETF				1360	0.0005
EMERGING MARKETS SUSTAINABILITY CORE EQUITY FUND OF DIMENSIONAL FUNDS PLC				1071	0.0004
BOFA SECURITIES EUROPE SA				564	0.0002
UBS PRINCIPAL CAPITAL ASIA LTD				411	0.0002

ANNEXURE MGT-7

IX. Meetings of members/class of members/board/committees of the board of directors

C. Committee Meetings Held

S. No.	Type of Meeting	Date of Meeting	Total Number of Members as on the date of the Meeting	Attendance	
				Number of Members Attended	% of Attendance
11.	CSR COMMITTEE	15.03.2022	3	3	100
12.	RISK MANAGEMENT COMMITTEE	18.09.2021	3	3	100
13.	RISK MANAGEMENT COMMITTEE	15.03.2022	3	3	100