



## **RMA & ASSOCIATES LLP**

Chartered Accountants  
LLPIN: AAI-9419 (ISO 9001:2015)

**Address** : First Floor, 95, National Park,  
Lajpat Nagar IV, New Delhi - 110024  
**Phone** : 011-49097836  
**Email** : carahulv@gmail.com  
**Website** : www.rma-ca.com

### **INDEPENDENT AUDITOR'S REPORT**

**UDIN: 21097881AAAAEZ4598**

**To the Members of PNC Kanpur Ayodhya Tollways Private Limited**  
**Report on the Audit of the Standalone Financial Statements**

#### **Opinion**

We have audited the Standalone Financial Statements of PNC Kanpur Ayodhya Tollways Private Limited (the "company"), which comprises of Standalone Balance Sheet as at 31<sup>st</sup> March 2021, and the statement of Profit and Loss including statement of Other Comprehensive Income, and statement of cash flows and Statement of changes in Equity for the year then ended, and summary of significant accounting policies and other explanatory information.

In our opinion and to the best of our information and according to the explanations given to us, the aforesaid Standalone Financial Statements give the information required by the Act in the manner so required and give a true and fair view in conformity with the accounting principles generally accepted in India, of the state of affairs of the Company as at March 31, 2021, and the statement of Profit and Loss including Statement of Other Comprehensive Income, and Statement of Cash Flows and Statement of Changes in Equity for the year then ended, and summary of significant accounting policies and other explanatory information.

#### **Basis for Opinion**

We conducted our audit in accordance with the Standards on Auditing (SAs) specified under section 143(10) of the Companies Act, 2013. Our responsibilities under those Standards are further described in the Auditor's Responsibility for The Audit of Standalone Financial Statements section of our report. We are independent of the Company in accordance with the Code of Ethics issued by the Institute of Chartered Accountants of India together with the ethical requirements that are relevant to our audit of the Standalone Financial Statements under the provisions of the Companies Act, 2013 and the Rules there under, and we have fulfilled our other ethical responsibilities in accordance with these requirements and the Code of Ethics. We believe that the audit evidence we have obtained is sufficient and appropriate to provide a basis for our opinion.


#### **Information Other than the Standalone Financial Statements and Auditor's Report Thereon**

The Company's Board of Directors is responsible for the other information. The other information comprises the Director's report but does not include the Standalone Financial Statements and our auditor's report thereon.

Our opinion on the Standalone Financial Statements does not cover the other information and we do not express any form of assurance conclusion thereon.

In connection with our audit of the Standalone Financial Statements, our responsibility is to read the other information and, in doing so, consider whether the other information is materially inconsistent with the Standalone Financial Statements or our knowledge obtained in the audit or otherwise appears to be materially misstated.

If, based on the work we have performed, we conclude that there is a material misstatement of this other information; we are required to report that fact. We have nothing to report in this regard.



## Responsibility of Management for Standalone Financial Statements

The company's Board of Directors is responsible for the matters stated in section of 134(5) of the companies act, 2013 with respect to the preparation of these Standalone Financial Statements that give a true and fair view of the financial position, financial performance, changes in equity and cash flows of the Company in accordance with the accounting principles generally accepted in India, including the accounting Standards specified under section 133 of the Act. This responsibility also includes maintenance of adequate accounting records in accordance with the provisions of the Act for safeguarding of the assets of the Company and for preventing and detecting frauds and other irregularities; selection and application of appropriate accounting policies; making judgments and estimates that are reasonable and prudent; and design, implementation and maintenance of adequate internal financial controls, that were operating effectively for ensuring the accuracy and completeness of the accounting records, relevant to the preparation and presentation of the financial statement that give a true and fair view and are free from material misstatement, whether due to fraud or error.

In preparing the Standalone Financial Statements, management is responsible for assessing the company's ability to continue as going concern, disclosing, as applicable matters related to going concern and using the going concern basis of accounting unless management either intends to liquidate the Company or to cease operations, or has no realistic alternative but to do so.

Those Board of Directors are also responsible for overseeing the company's financial reporting process.

## Auditor's Responsibilities for Audit of Standalone Financial Statements

Our objectives are to obtain reasonable assurance about whether the Standalone Financial Statements as a whole are free from material misstatement, whether due to fraud or error, and to issue an auditor's report that includes our opinion. Reasonable assurance is a high level of assurance but is not a guarantee that an audit conducted in accordance with SAs will always detect a material misstatement when it exists. Misstatements can arise from fraud or error and are considered material if, individually or in the aggregate, they could reasonably be expected to influence the economic decisions of users taken on the basis of these Standalone Financial Statements.

We give in "Annexure A" a detailed description of Auditor's responsibilities for Audit of the Standalone Financial Statements.

## Report on Other Legal and Regulatory Requirements

1. As required by the companies (auditor's report ) rules,2016 ("the order")issued by the central Government of India in terms of the sub section (11) of the section 143 of the act , we give in the **Annexure B** , a statement on the matters specified in paragraph 3 and 4 of the order.
2. As required by Section 143(3) of the Act, we report that:
  - a. We have sought and obtained all the information and explanations which to the best of our knowledge and belief were necessary for the purposes of our audit.
  - b. In our opinion, proper books of account as required by law have been kept by the Company so far as it appears from our examination of those books.
  - c. The Balance Sheet and the statement of Profit and Loss including statement of Other Comprehensive Income, and statement of cash flows and Statement of changes in Equity for the year then ended, and notes to the Standalone Financial Statements summary of significant accounting policies and other explanatory information dealt with in this report are in agreement with the books of accounts.
  - d. In our opinion, the aforesaid Standalone Financial Statements comply with the Accounting Standards specified under Section 133 of the Act, read with of the Companies (Indian Accounting Standards) Rules, 2015.

- e. On the basis of the written representations received from the directors as on 31st March, 2021 taken on record by the Board of Directors, none of the directors is disqualified as on 31st March, 2021 from being appointed as a director in terms of Section 164 (2) of the Act.
- f. With respect to the adequacy of the internal financial controls over financial reporting of the Company and the operating effectiveness of such controls, refer to our separate Report in **Annexure C**
- g. With respect to the other matters to be included in Auditor's Report in accordance with Rule 11 of the Companies (Audit and Auditors) Rules, 2014, in our opinion and to the best of our information and according to the explanations given to us:
- i. The Company has no pending litigations giving effects on its financial position as on 31<sup>st</sup> March 2021.
  - ii. the Company did not have any long-term contracts including derivative contracts for which there were any material foreseeable losses
  - iii. there were no amounts which were required to be transferred to the Investor Education and Protection Fund by the Company

For RMA & Associates LLP  
Chartered Accountants  
FRN: 000978N/N500062



*Rahul Vashishth*

CA Rahul Vashishth  
Partner  
M.No.097881

Place of Signature: Agra  
Date: 21.06.2021

**ANNEXURE A TO THE INDEPENDENT AUDITOR'S REPORT ON EVEN DATE ON THE STANDALONE FINANCIAL STATEMENTS OF PNC KANPUR AYODHYA TOLLWAYS PRIVATE LIMITED FOR THE YEAR ENDED MARCH 31, 2021**

**Auditor's Responsibilities for the Audit of the Standalone Financial Statements**

As part of an audit in accordance with the Standards on Auditing (SAs) specified under Section 143(10) of the Companies Act, 2013, we exercise professional judgment and maintain professional skepticism throughout the audit. We also:

- Identify and assess the risks of material misstatement of the Standalone Financial Statements, whether due to fraud -or error, design and perform audit procedures responsive to those risks, and obtain audit evidence that is sufficient and appropriate to provide a basis for our opinion. The risk of not detecting a material misstatement resulting from fraud is higher than for one resulting from error, as fraud may involve collusion, forgery, intentional omissions, misrepresentations, or the override of internal control.
- Obtain an understanding of internal control relevant to the audit in order to design audit procedures that are appropriate in the circumstances.
- Evaluate the appropriateness of accounting policies used and the reasonableness of accounting estimates and related disclosures made by management.
- Conclude on the appropriateness of management's use of the going concern basis of accounting and, based on the audit evidence obtained, whether a material uncertainty exists related to events or conditions that may cast significant doubt on the Company's ability to continue as a going concern. If we conclude that a material uncertainty exists, we are required to draw attention in our auditor's report to the related disclosures in the Standalone Financial Statements or, if such disclosures are inadequate, to modify our opinion. Our conclusions are based on the audit evidence obtained up to the date of our auditor's report. However, future events or conditions may cause the Company to cease to continue as a going concern.
- Evaluate the overall presentation, structure and content of the Standalone Financial Statements, including the disclosures, and whether the Standalone Financial Statements represent the underlying transactions and events in a manner that achieves fair presentation.

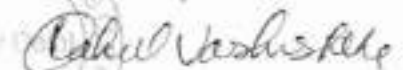
We communicate with those charged with governance regarding, among other matters, the planned scope and timing of the audit and significant audit findings, including any significant deficiencies in internal control that we identify during our audit.

We also provide those charged with governance with a statement that we have complied with relevant ethical requirements regarding independence, and to communicate with them all relationships and other matters that may reasonably be thought to bear on our independence, and where applicable, related safeguards.

**For RMA & Associates LLP**

**Chartered Accountants**

**FRN: 000978N/N500062**



**CA Rahul Vashishth**

**Partner**

**M.No.097881**


**Place of Signature: Agra**

**Date: 21.06.2021**

**ANNEXURE B TO THE INDEPENDENT AUDITOR'S REPORT ON EVEN DATE ON THE STANDALONE FINANCIAL STATEMENTS OF PNC KANPUR AYODHYA TOLLWAYS PRIVATE LIMITED FOR THE YEAR ENDED MARCH 31, 2021**


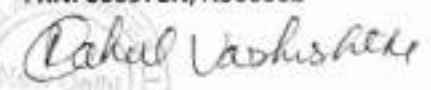
Referred to in paragraph 1 under the heading 'Report on Other Legal & Regulatory Requirement' of our report of even date to the Standalone Financial Statements of the Company for the year ended 31<sup>st</sup> March, 2021:

1.
  - a. The Company has maintained proper records showing full particulars, including quantitative details and situation of fixed assets.
  - b. The Fixed Assets have been physically verified by the management in a phased manner, designed to cover all the items over a period of three years, which in our opinion, is reasonable having regard to the size of the company and nature of its business. Pursuant to the program, a portion of the fixed asset has been physically verified by the management during the year and no material discrepancies between the book's records and the physical fixed assets have been noticed.
  - c. No immovable property is held in the name of the company; hence this clause is not applicable.
2. There is no Inventory in the company; hence clause 2(a) and 2(b) are not applicable.
3. According to the Information and explanation given to us, the company has granted unsecured loans to PNC Bareilly Nainital Highways Pvt Ltd, covered in the register maintained under section 189 of the companies act 2013, in respect of which:
  - a) The terms and conditions of the grant of such loan are, in our opinion, prima facie, not prejudicial to the Company's Interest.
  - b) There is no overdue amount remaining outstanding as the year end.
4. In our opinion and according to the information and explanations given to us, the company has complied with the provisions of section 185 and 186 of the Companies Act, 2013 in respect of loans, investments, guarantees, and security.
5. The Company has not accepted any deposits from the public and hence the directives issued by the Reserve Bank of India and the provisions of Sections 73 to 76 or any other relevant provisions of the Act and the Companies (Acceptance of Deposit) Rules, 2015 with regard to the deposits accepted from the public are not applicable.
6. We have broadly reviewed the books of account maintained by the company pursuant to the Rules made by the Central Government for the maintenance of the cost records under section 148 of the Companies Act, 2013 and are of the opinion that prima facie, the prescribed accounts and records have been made and maintained.
7. According to information and explanations given to us and on the basis of our examination of the books of account, and records, the Company has been generally regular in depositing undisputed statutory dues including Provident Fund, Employees State Insurance, Income-Tax, Sales tax, Service Tax, Duty of Customs, Duty of Excise, Value added Tax, CSS and any other statutory dues with the appropriate authorities and there are no arrears of outstanding statutory dues on the last day of the financial year concerned (31.03.2021) for a period of more than six months from the date they became payable.
  - a. According to the information and explanation given to us, there are no tax dues outstanding on account of dispute.
8. In our opinion and according to the information and explanations given to us, the Company has not defaulted in the repayment of dues to banks.



9. Based on the audit procedures performed and information and explanations given to us by the management, the company has not raised moneys raised by way of initial public offer or further public offer (including debt instruments). The term Loan amounts have been applied for which they have been obtained.
10. Based upon the audit procedures performed and the information and explanations given by the management, we report that no fraud by the Company or on the company by its officers or employees has been noticed or reported during the year.
11. Based upon the audit procedures performed and the information and explanations given by the management, there was no managerial remuneration paid or provided in accordance with the requisite approvals mandated by the provisions of section 197 read with Schedule V to the Companies Act. Therefore, clause 3 (xi) is not applicable.
12. The Company is not a Nidhi Company. Hence this clause is not applicable on it.
13. In our opinion, all transactions with the related parties are in compliance with section 177 and 188 of Companies Act, 2013 and the details have been disclosed in the Standalone Financial Statements as required by the applicable accounting standards.
14. Based upon the audit procedures performed and the information and explanations given by the management, the company has not made any preferential allotment or private placement of shares or fully or partly convertible debentures during the year under review. Accordingly, the provisions of clause 3 (xiv) of the Order are not applicable to the Company and hence not commented upon.
15. Based upon the audit procedures performed and the information and explanations given by the management, the company has not entered into any non-cash transactions with directors or persons connected with him. Accordingly, the provisions of clause 3 (xv) of the Order are not applicable to the Company.
16. In our opinion, the company is not required to be registered under section 45 IA of the Reserve Bank of India Act, 1934 and accordingly, the provisions of clause 3 (xvi) of the Order are not applicable to the Company.

For RMA & Associates LLP  
Chartered Accountants  
FRN: 000978N/N500062



CA Rahul Vashishth  
Partner

M.No.097881

Place of Signature: Agra  
Date: 21.06.2021

**"ANNEXURE C" to the Independent Auditor's Report of even date on the Standalone Financial Statements Of Pnc Kanpur Ayodhya Tollways Private Limited.**

**Report on the Internal Financial Controls under Clause (I) of Sub-section 3 of Section 143 of the Companies Act, 2013 ("the Act")**

We have audited the internal financial controls over financial reporting of PNC Kanpur Ayodhya Tollways Private Limited as of March 31, 2021 in conjunction with our audit of the Standalone Financial Statements of the Company for the year ended on that date.

**Management's Responsibility for Internal Financial Controls**

The Company's management is responsible for establishing and maintaining internal financial controls based on these responsibilities include the design, implementation and maintenance of adequate internal financial controls that were operating effectively for ensuring the orderly and efficient conduct of its business, including adherence to company's policies, the safeguarding of its assets, the prevention and detection of frauds and errors, the accuracy and completeness of the accounting records, and the timely preparation of reliable financial information, as required under the Companies Act, 2013.

**Auditors' Responsibility**

Our responsibility is to express an opinion on the Company's internal financial controls over financial reporting based on our audit. We conducted our audit in accordance with the Guidance Note on Audit of Internal Financial Controls Over Financial Reporting (the "Guidance Note") and the Standards on Auditing, issued by ICAI and deemed to be prescribed under section 143(10) of the Companies Act, 2013, to the extent applicable to an audit of internal financial controls, both applicable to an audit of Internal Financial Controls and, both issued by the Institute of Chartered Accountants of India. Those Standards and the Guidance Note require that we comply with ethical requirements and plan and perform the audit to obtain reasonable assurance about whether adequate internal financial controls over financial reporting was established and maintained and if such controls operated effectively in all material respects.

Our audit involves performing procedures to obtain audit evidence about the adequacy of the internal financial controls system over financial reporting and their operating effectiveness. Our audit of internal financial controls over financial reporting included obtaining an understanding of internal financial controls over financial reporting, assessing the risk that a material weakness exists, and testing and evaluating the design and operating effectiveness of internal control based on the assessed risk. The procedures selected depend on the auditor's judgment, including the assessment of the risks of material misstatement of the Standalone Financial Statements, whether due to fraud or error.

We believe that the audit evidence we have obtained is sufficient and appropriate to provide a basis for our audit opinion on the Company's internal financial controls system over financial reporting.

**Meaning of Internal Financial Controls over Financial Reporting**

A company's internal financial control over financial reporting is a process designed to provide reasonable assurance regarding the reliability of financial reporting and the preparation of Standalone Financial Statements for external purposes in accordance with generally accepted accounting principles. A company's internal financial control over financial reporting includes those policies and procedures that

(1) Pertain to the maintenance of records that, in reasonable detail, accurately and fairly reflect the

transactions and dispositions of the assets of the company;

(2) provide reasonable assurance that transactions are recorded as necessary to permit preparation of Standalone Financial Statements in accordance with generally accepted accounting principles, and that receipts and expenditures of the company are being made only in accordance with authorizations of management and directors of the company; and

(3) Provide reasonable assurance regarding prevention or timely detection of unauthorized acquisition, use, or disposition of the company's assets that could have a material effect on the Standalone Financial Statements.

#### **Inherent Limitations of Internal Financial Controls over Financial Reporting**

Because of the inherent limitations of internal financial controls over financial reporting, including the possibility of collusion or improper management override of controls, material misstatements due to error or fraud may occur and not be detected. Also, projections of any evaluation of the internal financial controls over financial reporting to future periods are subject to the risk that the internal financial control over financial reporting may become inadequate because of changes in conditions, or that the degree of compliance with the policies or procedures may deteriorate.

#### **Opinion**

In our opinion, the Company has, in all material respects, an adequate internal financial controls system over financial reporting and such internal financial controls over financial reporting were operating effectively as at March 31, 2021.

For RMA & Associates LLP  
Chartered Accountants  
FRN: 000978N/N500062



*Rahul Vashishth*

CA Rahul Vashishth  
Partner  
M.No.097881

Place of Signature: Agra  
Date: 21-06-2021



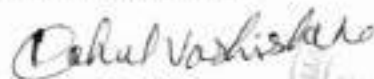
(₹ in Lakhs)

Particulars	Notes	As at March 31, 2021	As at March 31, 2020
<b>ASSETS</b>			
(1) Non - current assets			
(a) Property, plant and equipment	3	50.79	67.12
(b) Intangible Asset	4	24,505.01	42,316.94
(c) Financial assets			
- Other Financial Assets	5	10,013.28	513.25
(d) Differed Tax Asset	6	5,000.25	6,140.31
(e) Other Non - current assets	7	1,716.68	1,094.91
<b>Sub Total (Non Current assets)</b>		<b>41,286.01</b>	<b>50,132.53</b>
(2) Current assets			
(a) Financial assets			
(i) Investments	8	4,637.24	10,594.88
(ii) Trade receivables	9	1,304.98	836.45
(ii) Cash and cash equivalents	10	927.76	1,019.00
(b) Other current assets	11	3,641.14	846.30
<b>Sub Total (Current assets)</b>		<b>10,511.12</b>	<b>13,296.63</b>
<b>Total Assets</b>		<b>51,797.13</b>	<b>63,429.17</b>
<b>EQUITY AND LIABILITIES</b>			
<b>EQUITY</b>			
(a) Equity share capital	12	5.00	5.00
(b) Other equity	13	5,838.05	(3,927.62)
<b>Sub Total (Equity)</b>		<b>5,843.05</b>	<b>(3,922.62)</b>
<b>LIABILITIES</b>			
(1) Non - current liabilities			
(a) Financial liabilities			
(i) Trade Payables	14	41,585.75	63,428.35
(b) Provisions	19	47.27	26.00
<b>Sub Total (Non Current Liability)</b>		<b>41,633.02</b>	<b>63,454.35</b>
(2) Current liabilities			
(a) Financial liabilities			
(i) Trade payables	15	1,397.44	1,254.95
(ii) Other financial liabilities	16	573.28	663.67
(b) Other current liabilities	17	534.88	705.97
(c) Current tax liability	18	1,847.12	1,260.13
(d) Provisions	20	18.34	12.71
<b>Sub Total (Current Liability)</b>		<b>4,321.06</b>	<b>3,897.44</b>
<b>Total Equity &amp; Liabilities</b>		<b>51,797.13</b>	<b>63,429.17</b>

The accompanying notes form integral part of financial statements

As per our report on even date attached

For RMA & Associates LLP  
Chartered Accountants  
FRN-000978N/N500062

  
CA Rahul Vashishtha  
Partner  
M. No.-097881



Place- Agra  
Date- June 21, 2021

On behalf of the Board

  
Pankaj Kumar Agarwal  
Director  
DIN-05168566  
  
Tilak Raj Kalra  
Director  
DIN-03499178

(₹ in Lakhs)

	Particulars	Notes	Year Ended March 31, 2021	Year Ended March 31, 2020
I	Revenue from Operations	21	43,461.78	40,868.09
II	Other income	22	413.18	734.18
III	<b>Total Income ( I+II )</b>		<b>43,874.96</b>	<b>41,602.27</b>
IV	Expenses :			
	Employee benefit expense	23	941.68	1,002.48
	Finance Cost	24	5,381.74	7,273.03
	Depreciation and amortization expenses	25	17,829.09	16,365.17
	Other Expenses	26	6,949.99	7,548.70
	<b>Total Expenses (IV)</b>		<b>31,102.50</b>	<b>32,189.38</b>
V	<b>Profit/(Loss) before tax (III-IV)</b>		<b>12,772.46</b>	<b>9,412.89</b>
VI	Tax expense :			
	Current tax	27	1,847.12	1,260.13
	Taxes for earlier years		4.70	(374.06)
	Deferred tax		1,144.40	1,234.22
	MAT Credit Adjustment		-	49.13
VII	<b>Profit &amp; (Loss) for the period (V-VI)</b>		<b>9,776.24</b>	<b>7,243.46</b>
VIII	<b>Other Comprehensive Income</b>			
	(i) Items that will not be reclassified to profit or loss			
	- Actuarial Gain and losses on defined benefit plans	35-36	(14.90)	26.89
	(ii) Income tax relating to above items		4.34	(7.83)
	<b>Total Comprehensive Income for the period ( VII + VIII)</b>		<b>9,765.68</b>	<b>7,262.52</b>
	Earning per equity share			
	(1) Basic & Diluted (in ₹)	28	19,552.49	14,486.92

The accompanying notes form integral part of financial statements

As per our report on even date attached

For RMA & Associates LLP  
Chartered Accountants  
FRN-000978N/N500062

*Rahul Vashishtha*  
CA Rahul Vashishtha  
Partner  
M. No.-097881



Place- Agra  
Date- June 21, 2021

On behalf of the Board

*Pankaj Kumar Agarwal*  
Pankaj Kumar Agarwal  
Director  
DIN-05168566  
*Prakash Kalra*  
Prakash Kalra  
Director  
DIN-03499178

PNC Kanpur Ayodhya Tollways Private Limited  
 CIN U45400DL2013PTC248507  
 Cash Flow Statement for the year ended on March 31, 2021

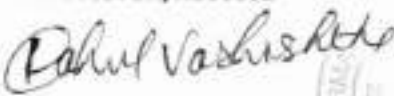
(₹ in Lakhs)

Particulars	Year Ended March 31, 2021	Year Ended March 31, 2020
<b>A. Cash Flow from Operating Activities</b>		
Net Profit /(Loss) before Tax & after exceptional items	12,772.46	9,412.89
Adjustment for:		
Add/(Less):		
Fair valuation of mutual fund	88.32	(35.44)
Profit on sale of Mutual Fund	(489.22)	(698.74)
Provision for gratuity	(14.90)	26.89
Depreciation	17,829.09	16,365.17
<b>Operating Profit / (Loss) before working capital changes</b>	<b>30,185.75</b>	<b>25,070.77</b>
<b>Adjustment fo Changes in Working Capital</b>		
Increase/Decrease in Trade Payable	(21,700.12)	(20,366.13)
Increase/Decrease in Other current Liabilities	(305.85)	(2,236.51)
Increase/Decrease in Other Receivables	(468.53)	(697.45)
Increase/Decrease in Long term provisions	21.26	(17.92)
Increase/Decrease in Non current assets	(10,121.80)	(1,420.92)
Increase/Decrease in Current assets	(2,794.84)	429.93
<b>Cash Generated from/(used) from Operating Activities</b>	<b>(5,184.13)</b>	<b>761.77</b>
Direct Taxes Paid	(1,264.83)	(61.86)
<b>Cash (used in) / from Operating Activities before Extraordinary Items</b>	<b>(6,448.96)</b>	<b>699.91</b>
Preliminary Exp.		-
<b>Cash Generated from/(used) from Operating Activities (A)</b>	<b>(6,448.96)</b>	<b>699.91</b>
<b>B. Cash Flow from Investing Activities</b>		
Purchase of Fixed Asset	(0.83)	1,430.51
Purchase of Investment	(31,220.00)	(49,536.08)
Sale of Investment	37,578.55	47,797.54
<b>Net Cash ( used in) / from Investing Activities (B)</b>	<b>6,357.72</b>	<b>(308.03)</b>
<b>C. Cash Flow from Financing Activities</b>		
Repayment of Term Loans	-	-
Interest	-	-
<b>Net Cash ( used in) / from Financing Activities (C)</b>	<b>-</b>	<b>-</b>
<b>Net Cash Increase in cash &amp; Cash equivalents (A+B+C)</b>	<b>(91.24)</b>	<b>391.88</b>
Cash & Cash equivalents in beginning	1,019.00	627.12
<b>Cash &amp; Cash equivalents as at the end</b>	<b>927.76</b>	<b>1,019.00</b>

The accompanying notes form integral part of financial statements

As per our report on even date attached

For RMA & Associates LLP  
 Chartered Accountants  
 FRN-000978N/N500062

  
 CA Rahul Vashishtha  
 Partner  
 M. No.-097881



Place- Agra  
 Date- June 21, 2021

On behalf of the Board

  
 Pankaj Kumar Agarwal  
 Director  
 DIN-09168566

  
 Tilak Raj Kalra  
 Director  
 DIN-03499178

PNC Kanpur Ayodhya Tollways Private Limited  
CIN U45400DL2013PTC248507  
Statement change of equity for the year ended on March 31, 2021

A. Equity Share Capital (₹ in Lakhs)

As at April 1, 2020	Changes during the year	As at March 31, 2021
5.00	-	5.00

B. Other Equity

(₹ in Lakhs)

Particulars	Reserves & Surplus	
	Retained earnings	Total
Balance as at April 1, 2020	(3,927.62)	(3,927.62)
Profit for the year	9,776.24	9,776.24
Other Comprehensive Income	(10.56)	(10.56)
Total comprehensive income for the year	9,765.68	9,765.68
Balance as at March 31, 2021	5,838.06	5,838.06

The accompanying notes form an integral part of the financial statements

As per our report on even date attached

For RMA & Associates LLP  
Chartered Accountants  
FRN-000978N/N500062

*Rahul Vashishtha*

CA Rahul Vashishtha  
Partner  
M. No.-097881



Place- Agra  
Date- June 21, 2021

On behalf of the Board

*Pankaj Kumar Agarwal*  
Pankaj Kumar Agarwal  
Director  
DIN-05168566

*Tilak Raj Karra*  
Tilak Raj Karra  
Director  
DIN-03499178

PNC Kanpur Ayodhya Tollways Private Limited

CIN: U45400DL2013PTC248507

Notes to financial statement as at and for the year ended March 31, 2021

## 1. Significant Accounting Policies

### Company Overview:

PNC Kanpur Ayodhya Tollways Private Limited (the company) is domicile and incorporated in India and is wholly owned subsidiary company of PNC Infra Holdings Limited. The Company has been awarded the work of "Operation and Maintenance of Kanpur-Lucknow section (Km 11.005 to Km 75.500) stretch of NH-25 and Lucknow bypass (Km 0.000 to Km 22.850) stretch of NH-56A and 568 and Lucknow-Ayodhya section (Km.8.000 to Km. 137.970) stretch of NH-28 (Total length 217.315 Km.) in state of Uttar Pradesh on Operate, Maintain and Transfer (OMT) Basis" and the collected toll fees to be retain and appropriate receivables as per the concession agreement dated 08.04.2013 with NHAI.

### 1.Basis of Preparation

The financial statements comply in all material aspects with Indian Accounting Standards notified under Sec 133 of the Companies Act 2013(the Act) read with [Companies (Indian Accounting Standard) Rules, 2015] and other relevant provision of the Act and Rules framed there under.

The financial statements up-to year ended 31st March 2021 were prepared in accordance with the Accounting Standards notified under Companies (Accounting Standard) Rules 2006 (As Amended) and other relevant provision of the Act.

### Historical Cost convention

These Financial statements have been prepared on a historical cost basis except Certain financial assets & Liabilities measured at fair value.

## 2.Significant Accounting Policies adopted by Company in preparation of Financial Statements

### Property, Plant & Equipment:

Under the previous Indian GAAP, property plant and equipment other than investment property were carried in the Balance Sheet on the basis of Historical Cost. The Company has regarded the same as deemed cost & presented same values in Ind-AS compliant financials after applying Para D5 of Appendix D of Ind-AS 101(First time adoption of Ind-AS).

Plant and equipment are stated at cost, net of accumulated depreciation and accumulated impairment losses, if any. Such cost includes the cost of replacing part of the plant and equipment and borrowing costs for long-term construction projects if the recognition criteria are met. When significant parts of plant and equipment are required to be replaced at intervals, the Group depreciates them separately based on their specific useful lives. Likewise, when a major inspection is performed, its cost is recognized in the carrying amount of the plant and equipment as a replacement if the recognition criteria are satisfied. All other repair and maintenance costs are recognized in profit or loss as incurred. The present value of the expected cost for the decommissioning of an asset after its use is included in the cost of the respective asset if the recognition criteria for a provision are met.

Depreciation is calculated on a Straight-Line Basis over the estimated useful lives of the assets as follows:

Furniture & Fixtures-10 years

Office Equipment's- 5 Years

Vehicles:

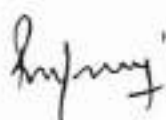
-Two Wheelers- 10 Years

-Four Wheelers- 8 Years

Computers- 3 Years

Computer Software's- 6 Years

The residual values, useful lives and methods of depreciation of property, plant and equipment are reviewed at the end of each financial year end and adjusted prospectively, if appropriate.



### Intangible Asset

The company recognizes the intangible asset at the fair value according to Ind AS-38. During the construction phase of the arrangement the company asset is classified as a right to receive a license to charge users of the infrastructure. The company estimates the fair value of its consideration received or receivable as equal to the forecast construction costs including mark-up.

In accordance with Ind AS 38, the intangible asset is amortized over the period in which it is expected to be available for use by the company.

### Financial Instruments

A financial instrument is any contract that gives rise to a financial asset of one entity and a financial liability or equity instrument of another entity

### Financials Asset

#### Initial Recognition and Measurement

All financial assets are recognised initially at fair value plus, in the case of financial assets not recorded at fair value through profit or loss, transaction costs that are directly attributable to the acquisition of the financial asset.

#### Subsequent Measurement

For purposes of subsequent measurement, financial assets are classified in three categories:

- (i) Financial Asset at Amortized Cost
- (ii) Financial Asset At Fair Value through OCI
- (iii) Financial Asset at Fair Value through P&L

#### Financial Asset at Amortized Cost

A 'Financial Asset' is measured at the amortized cost if both the following conditions are met:

- a) The asset is held within a business model whose objective is to hold assets for collecting contractual cash flows, and
- b) Contractual terms of the asset give rise on specified dates to cash flows that are solely payments of principal and interest (SPPI) on the principal amount outstanding.

After initial measurement, such financial assets are subsequently measured at amortized cost using the effective interest rate (EIR) method. Amortized cost is calculated by taking into account any discount or premium on acquisition and fees or costs that are an integral part of the EIR. The EIR amortization is included in finance income in the profit or loss.

#### Financial Asset at Fair Value through OCI

A 'Financial Asset' is classified as at the FVTOCI if both of the following criteria are met:

- a) The objective of the business model is achieved both by collecting contractual cash flows and selling the financial assets and,
- b) The asset's contractual cash flows represent SPPI. Financial Asset included within the FVTOCI category are measured initially as well as at each reporting date at fair value. Fair value movements are recognized in the other comprehensive income (OCI)

#### Financial Asset at Fair Value through P&L

FVTPL is a residual category for Financial Assets. Any financial asset, which does not meet the criteria for categorization as at amortized cost or as FVTOCI, is classified as at FVTPL.

In addition, the group may elect to designate a Financial asset, which otherwise meets amortized cost or FVTOCI criteria, as at FVTPL. However, such election is allowed only if doing so reduces or eliminates a measurement or recognition inconsistency (referred to as 'accounting mismatch').

### Equity Instruments

All equity investments in scope of Ind-AS 109 are measured at fair value. For equity instruments, the Company may make an irrevocable election to present in other comprehensive income subsequent changes in the fair value. The Company makes such election on an instrument by-instrument basis. The classification is made on initial recognition and is irrevocable. If the group decides to classify an equity instrument as at FVTOCI, then all fair value changes on the instrument, excluding dividends, are recognized in the OCI.



The bottom of the page features three handwritten signatures. The first signature on the left is 'Rohit Vasishtha' and is accompanied by a circular stamp that reads 'Chartered Accountant'. The second signature in the middle is 'Ajay' and the third signature on the right is 'Surya'.

### De-recognition of Financial Asset

A financial asset (or, where applicable, a part of a financial asset or part of a group of similar financial assets) is primarily derecognized when:

- ▶ The rights to receive cash flows from the asset have expired, or
- ▶ The group has transferred its rights to receive cash flows from the asset or has assumed an obligation to pay the received cash flows in full without material delay to a third party under a 'pass-through' arrangement; and either
  - (a) the Company has transferred substantially all the risks and rewards of the asset, or
  - (b) the Company has neither transferred nor retained substantially all the risks and rewards of the asset, but has transferred control of the asset

### Impairment of Financial Assets

In accordance with Ind-AS 109, the group applies expected credit loss (ECL) model for measurement and recognition of impairment loss on the following financial assets and credit risk exposure:

- a) Financial assets that are debt instruments, and are measured at amortized cost e.g., loans, debt securities, deposits, trade receivables and bank balance
- b) Financial assets that are debt instruments and are measured as at FVTOCI
- c) Lease receivables under Ind-AS 116
- d) Trade receivables or any contractual right to receive cash or another financial asset that result from transactions that are within the scope of Ind-AS 115 (statements referred to as 'contractual revenue receivables' in these illustrative financial)
- e) Loan commitments which are not measured as at FVTPL
- f) Financial guarantee contracts which are not measured as at FVTPL

For recognition of impairment loss financial assets and risk exposure, the Company determines that whether there has been a significant increase in the credit risk since initial recognition. If credit risk has not increased significantly, 12-month ECL is used to provide for impairment loss. However, if credit risk has increased significantly, lifetime ECL is used. If, in a subsequent period, credit quality of the instrument improves such that there is no longer a significant increase in credit risk since initial recognition, then the entity reverts to recognizing impairment loss allowance based on 12-month ECL.

Lifetime ECL are the expected credit losses resulting from all possible default events over the expected life of a financial instrument.

### Financial Liabilities

#### Initial Recognition and Measurement

All financial liabilities are recognized initially at fair value and, in the case of loans and borrowings and payables, net of directly attributable transaction costs.

#### Subsequent Measurement

##### Financial Liabilities at Fair Value through Profit or Loss

Financial liabilities at fair value through profit or loss include financial liabilities held for trading and financial liabilities designated upon initial recognition as at fair value through profit or loss. Financial liabilities are classified as held for trading if they are incurred for the purpose of repurchasing in the near term. Gains or losses on liabilities held for trading are recognized in the profit or loss.

##### Financial Liabilities at Amortized Cost

After initial recognition, interest-bearing loans and borrowings are subsequently measured at amortized cost using the EIR method. Gains and losses are recognized in profit or loss when the liabilities are derecognized as well as through the EIR amortization process. Amortized cost is calculated by taking into account any discount or premium on acquisition and fees or costs that are an integral part of the EIR. The EIR amortization is included as finance costs in the statement of profit and loss.



*Rohit Vasishtha*

*[Signature]*

*[Signature]*

\_\_\_\_\_

## Financial Guarantee

### Derecognition

A financial liability is derecognized when the obligation under the liability is discharged or cancelled or expires. When an existing financial liability is replaced by another from the same lender on substantially different terms, or the terms of an existing liability are substantially modified, such an exchange or modification is treated as the DE recognition of the original liability and the recognition of a new liability. The difference in the respective carrying amounts is recognized in the statement of profit or loss.

### Provisions, Contingent Liabilities

Provisions are recognized when the Company has a present obligation (legal or constructive) as a result of a past event, it is probable that an outflow of resources embodying economic benefits will be required to settle the obligation and a reliable estimate can be made of the amount of the obligation.

The expense relating to a provision is presented in the statement of profit and loss if the effect of the time value of money is material, provisions are discounted using a current pre-tax rate that reflects, when appropriate, the risks specific to the liability. When discounting is used, the increase in the provision due to the passage of time is recognized as a finance cost.

### A Contingent Liability is disclosed in case of:

a present obligation arising from past events, when it is not probable that an outflow of resources will be required to settle the obligation;

a present obligation arising from past events, when no reliable estimate is possible ;

a possible obligation arising from past events, unless the probability of outflow of resources is remote

Provisions, contingent liabilities, contingent assets and commitments are reviewed at each balance sheet date

### Service Concession Agreements

The Company Operates and maintains infrastructure (operation services) used to provide a public service for a specified period of time.

These arrangements may include infrastructure used in a public-to-private service concession arrangement for its entire useful life.

Under Appendix C to Ind-AS 115 – Service Concession Arrangements, these arrangements are accounted for based on the nature of the consideration. The intangible asset model is used to the extent that the Company receives a right (i.e. a franchisee) to charge users of the public services.

Income from the concession arrangements earned under the intangible asset model consists of the (i) fair value of the contract revenue, which is deemed to be fair value of the consideration transferred to acquire the asset; and (ii) payments actually received from the users. The intangible asset is amortised over its expected useful life in a way that reflects the pattern in which the asset's economic benefits are consumed by the Company, starting from the date when the right to operate starts to be used. Based on these principles, intangible asset is amortised on the basis of revenue earned.

Any asset carried under concession agreements is derecognized on disposal or when no future economic benefits are expected from its future use or disposal.

### Revenue related to SCA :

Revenue related to construction under a service concession arrangement is recognized based on the stage of completion of the work performed.

### Determination of Fair Values

The fair value of intangible assets as consideration for providing construction services in a Service Concession Arrangement is estimated by reference to fair value of the consideration transferred to acquire the asset i.e. by ascertaining the present value of the cash outflows using an appropriate rate of return to be provided to the Grantor.

*Rahul Vashistha*



*Rupam*

*J. S.*



### Revenue Recognition

Revenue is recognized to the extent that it is probable that the economic benefits will flow and the revenue can be reliably measured, regardless of when the payment is being made. Revenue is measured at the fair value of the consideration received or receivable, taking into account contractually defined terms of payment and excluding taxes or duties collected on behalf of the government.

### Interest Income

For all debt instruments measured either at amortized cost or at fair value through other comprehensive income, interest income is recorded using the Effective Interest Rate (EIR). EIR is the rate that exactly discounts the estimated future cash payments or receipts over the expected life of the financial instrument or a shorter period, where appropriate, to the gross carrying amount of the financial asset or to the amortized cost of a financial liability. When calculating the effective interest rate, the Company estimates the expected cash flows by considering all the contractual terms of the financial instrument (for example, prepayment, extension, call and similar options) but does not consider the expected credit losses. Interest income is included in finance income in the Statement of Profit and Loss.

### Current Income Tax

Current Income Tax Assets and Liabilities are measured at the amount expected to be recovered from or paid to the taxation authorities. The tax rates and tax laws used to compute the amount are those that are enacted or substantively enacted, at the reporting date in the countries where the Group operates and generates taxable income. Current income tax relating to items recognized outside profit or loss is recognized outside profit or loss (either in other comprehensive income or in equity). Current tax items are recognized in correlation to the underlying transaction either in OCI or directly in equity. Management periodically evaluates positions taken in the tax returns with respect to situations in which applicable tax regulations are subject to interpretation and establishes provisions where appropriate.

### Deferred Tax

Deferred Tax is provided using the liability method on temporary differences between the tax bases of assets and liabilities and their carrying amounts for financial reporting purposes at the reporting date. The carrying amount of deferred tax assets is reviewed at each reporting date and reduced to the extent that it is no longer probable that sufficient taxable profit will be available to allow all or part of the deferred tax asset to be utilized. Unrecognized deferred tax assets are re-assessed at each reporting date and are recognized to the extent that it has become probable that future taxable profits will allow the deferred tax asset to be recovered.

Deferred Tax Assets and Liabilities are measured at the tax rates that are expected to apply in the year when the asset is realized or the liability is settled, based on tax rates (and tax laws) that have been enacted or substantively enacted at the reporting date. Deferred tax relating to items recognized outside profit or loss is recognized outside profit or loss (either in other comprehensive income or in equity). Deferred tax items are recognized in correlation to the underlying transaction either in OCI or directly in Equity.

Deferred Tax Assets and Deferred Tax Liabilities are offset, if a legally enforceable right exists to set off current tax assets against current tax liabilities and the deferred taxes relate to the same taxable entity and the same taxation authority.

Tax benefits acquired as part of a business combination, but not satisfying the criteria for separate recognition at that date, are recognized subsequently if new information about facts and circumstances change. Acquired deferred tax benefits recognized within the measurement period reduce goodwill related to that acquisition if they result from new information obtained about facts and circumstances existing at the acquisition date. If the carrying amount of goodwill is zero, any remaining deferred tax benefits are recognized in OCI/ Capital Reserve depending on the principle explained for bargain purchase gains. All other acquired tax benefits realized are recognized in Profit or Loss.

*Rahul Vasudevan*



*Rajmanglik*

*[Signature]*

**Value Added Tax / Goods and Services Tax paid on Acquisition of Assets or on incurring Expenses**

When the tax incurred on a purchase of assets or services is not recoverable from the taxation authority, in which case, the tax paid is recognized as part of the cost of acquisition of the asset or as part of the expense item, as applicable -When receivables and payables are stated with the amount of tax included. The net amount of tax recoverable from, or payable to, the taxation authority is included as part of receivables or payables in the Balance Sheet.

**Borrowing Costs**

Borrowing costs directly attributable to the acquisition, construction or production of an asset that necessarily takes a substantial period of time to get ready for its intended use are capitalized as part of the cost of the asset. All other borrowing costs are expensed in the period in which they occur. Borrowing costs consist of interest and other costs that an entity incurs in connection with the borrowing of funds. Borrowing cost also includes exchange differences to the extent regarded as an adjustment to the borrowing costs.

**Employee benefits**


**Provident Fund:** The contribution to provident fund is in the nature of defined contribution plan. The Company makes contribution to statutory provident fund in accordance with the Employees Provident Fund and Miscellaneous Provisions Act, 1952. The contribution paid or payable is recognized as an expense in the period in which services are rendered.

**Gratuity (Funded):** Gratuity is in the nature of defined benefit plan. The cost is determined using the projected unit credit method with actuarial valuation being carried at cash at each Balance Sheet date by an independent actuary. The retirement benefits obligation recognized in the Balance Sheet represent the present value of defined benefit obligation as adjusted for recognized past service cost. Actuarial gains and losses are recognized in full in the other comprehensive income for the period in which they occur

All employee benefits payable wholly within twelve months rendering services are classified as short term employee benefits. Benefits such as salaries, wages, short-term compensated absences, performance incentives etc., and the expected cost of bonus, ex-gratia are recognized during the period in which the employee renders related service.

Payments to defined contribution retirement benefit plans are recognized as an expense when employees have rendered the service entitling them to the contribution.



Note 3: Property, Plant & Equipment

Particulars	[ ₹ in Lakhs]						
	Plant & equipment	Building	Office equipment	Vehicles	Computers	Furniture	Total
<b>Gross carrying value</b>							
At March 31, 2020	61.69	318.08	47.63	116.92	18.62	28.68	591.63
Addition during the year	-	-	0.83	-	-	-	0.83
Disposal / Adjustments	-	-	-	-	-	-	-
<b>At March 31, 2021</b>	<b>61.69</b>	<b>318.08</b>	<b>48.46</b>	<b>116.92</b>	<b>18.62</b>	<b>28.68</b>	<b>592.46</b>
<b>Accumulated Depreciation</b>							
At March 31, 2020	59.25	318.06	32.32	84.67	17.81	12.40	524.51
Addition during the year	0.59	-	3.18	10.18	0.48	2.73	17.15
Disposal / Adjustments	-	-	-	-	-	-	-
<b>At March 31, 2021</b>	<b>59.84</b>	<b>318.06</b>	<b>35.50</b>	<b>94.85</b>	<b>18.29</b>	<b>15.13</b>	<b>541.66</b>
<b>Net carrying Amount as at March 31, 2021</b>	<b>1.85</b>	<b>0.02</b>	<b>12.96</b>	<b>22.07</b>	<b>0.33</b>	<b>13.56</b>	<b>50.79</b>

Note 4: Intangible Assets

Particulars	[ ₹ in Lakhs]	
	Right to collect toll	
<b>Gross carrying value</b>		
At April 01, 2020	128,914.36	
Addition during the year	-	
Disposal / Adjustments	-	
<b>At March 31, 2021</b>	<b>128,914.36</b>	
<b>Amortization</b>		
Upto 31st March 2020	86,597.41	
Addition during the year	17,811.94	
Disposal / Adjustments	-	
<b>At March 31, 2021</b>	<b>104,409.35</b>	
<b>Net carrying Amount as at March 31, 2021</b>	<b>24,505.01</b>	



*Pradeep Vasishth*

*Sujini*

Note 6: Deferred Tax Asset

6.1 The balance comprise of difference attributable to:

Particulars	As at March 31, 2021	As at March 31, 2020
Gratuity & Leave Encashment	19.10	11.27
Trade Payables	12,109.77	18,470.33
Intangible Assets	(7,135.86)	(12,322.69)
Investments	(5.96)	(31.68)
Tangible Assets	13.19	13.07
<b>Net Deferred Tax Assets/(liability)</b>	<b>5,000.25</b>	<b>6,140.31</b>
MAT Credit Entitlement	-	(0.00)
<b>Total</b>	<b>5,000.25</b>	<b>6,140.31</b>

6.2 Movement in Deferred tax (Liabilities)/Assets

Movement in Deferred Tax Asset	Trade Payables	Gratuity & Leave Encashment	Intangible Assets	Investments	Tangible Assets	Total
As at 01.04.2020	18,470.33	11.27	(12,322.69)	(31.68)	13.07	6,140.31
Charged/(credited)						
- to profit and loss a/c	(6,360.56)	3.49	5,186.83	25.72	0.12	(1,144.40)
to OCI		4.34				4.34
As at 31.03.2021	12,109.77	19.10	(7,135.86)	(5.96)	13.19	5,000.25

6.3 Movement in Minimum Alternate Tax (MAT)

Particulars	As at March 31, 2021	As at March 31, 2020
Opening Balance	(0.00)	49.13
(Charged)/credited:-		
-to profit & loss	-	(49.13)
-to Other Comprehensive Income	-	-
Closing Balance	(0.00)	(0.00)

*Rahul Vashishtha*



*Sujany*

Note 5 : Other non - Current Financial Assets

Particulars	( ₹ in Lakhs)	
	As at March 31, 2021	As at March 31, 2020
Security deposits	13.28	513.25
Unsecured Loan:		
Loans and advances to related parties	10,000.00	-
<b>Total</b>	<b>10,013.28</b>	<b>513.25</b>

Note 7 : Other Non Current Assets

Particulars	( ₹ in Lakhs)	
	As at March 31, 2021	As at March 31, 2020
Recoverable from Government Authorities		
-Advance Tax and TDS Refundable	1,670.33	1,048.01
-WCT Receivable	42.25	42.80
Duty Paid under protest	4.10	4.10
<b>Total</b>	<b>1,716.68</b>	<b>1,094.91</b>

Note 8: Current Investments

Particulars	( ₹ in Lakhs)	
	As at March 31, 2021	As at March 31, 2020
Investments in Mutual fund Quoted		
Kotak Low Duration	4,617.24	-
Baroda Large & Mid	20.00	-
Kotak Money Market Fund	-	10,594.88
<b>Total</b>	<b>4,637.24</b>	<b>10,594.88</b>

Particulars	( ₹ in Lakhs)	
	As at March 31, 2021	As at March 31, 2020
Aggregate amount of quoted investment	4,616.78	10,486.10
Aggregate Market value of quoted investment	4,637.24	10,594.88
Aggregate amount of unquoted investment	-	-
Aggregate amount of impairment on value of investments	-	-

Note 9 : Current Trade Receivables

Particulars	( ₹ in Lakhs)	
	As at March 31, 2021	As at March 31, 2020
Trade Receivables		
Secured, Considered good	1,304.98	836.45
<b>Total</b>	<b>1,304.98</b>	<b>836.45</b>

Note 10 : Cash and Cash Equivalents

Particulars	( ₹ in Lakhs)	
	As at March 31, 2021	As at March 31, 2020
Cash on hand	30.90	46.16
Balances with bank in current account	896.86	972.84
<b>Total</b>	<b>927.76</b>	<b>1,019.00</b>

Note 11: Other Current Assets

Particulars	( ₹ in Lakhs)	
	As at March 31, 2021	As at March 31, 2020
Advance to supplier and staff	46.34	49.62
Other Unsecured Loan	3,000.00	-
Imprest to Employees	14.12	17.97
TDS-GST Recoverable	44.73	91.58
Prepaid Expense & Others	3.02	2.58
Mobilization Advance to Related Party	294.51	684.56
GST Input Tax Credit	238.41	-
<b>Total</b>	<b>3,641.13</b>	<b>846.30</b>

*Abhishek Verma*



*Pradyumn Singh*

Note 12: Share Capital

Particulars	(₹ in Lakhs)	
	As at March 31, 2021	As at March 31, 2020
<b>Authorized</b>		
Equity Shares of ₹ 10/- each 10,00,000 (Previous Year 10,00,000)	100.00	100.00
	100.00	100.00
<b>Issued, Subscribed &amp; Fully Paid up</b>		
Equity Shares of ₹ 10/- each 50,000 (Previous Year 50,000)	5.00	5.00
<b>Total</b>	<b>5.00</b>	<b>5.00</b>

Note 12.1 :

(a) Reconciliation of number of shares outstanding at the beginning and at the end of the reporting period:

Particulars	(No. of Shares)	
	As at March 31, 2021	As at March 31, 2020
Opening	50,000	50,000
Add: Issued during the period	-	-
Less: Deductions	-	-
Closing	50,000	50,000

(b) Details of Shareholders holding more than 5% in the Company

Particulars	31st March 2021		31st March 2020	
	No. of Shares	% Holdings	No. of Shares	% Holdings
PNC Infra Holdings Limited & its nominees	49,990	99.98%	49,990	99.98%
PNC Infotech Limited	10	0.02%	10	0.02%

(c) Rights and restrictions attached to equity shares

The Company has only one class of equity shares having at par value of ₹ 10 per share. Each shareholder is eligible for one vote per share held. In case any dividend is proposed by the Board of Directors, the same is subject to the approval of the shareholders in the ensuing Annual General Meeting, except in the case of Interim Dividend. There are no restrictions attached to Equity Shares of the company.

*Pankaj Ashish*  


*Shreyas*  


PNC Kanpur Ayodhya Tollways Private Limited

CIN U45400DL2013PTC248507

Notes to financial statement as at and for the year ended March 31, 2021

Note 13 : Other equity

(₹ in Lakhs)

Particulars	As at	
	March 31, 2021	March 31, 2020
<b>- Retained Earnings</b>		
Balance outstanding at the beginning of the year	(3,927.62)	(11,190.13)
Profit for the year	9,776.24	7,243.46
Remeasurement of post employment benefit obligation (See Note 13.1)	(10.56)	19.06
<b>Balance outstanding at the end of the year</b>	<b>5,838.05</b>	<b>(3,927.62)</b>

Note 13.1 : This is an item of Other Comprehensive Income, recognised directly in retained earnings

**Retained Earnings**

This comprise company's undistributed profit after taxes.

*Rahul Vashistha*



*Infant's Lee*

## Note 14: Non Current Trade Payables

(₹ in Lakhs)

Particulars	As at March 31, 2021	As at March 31, 2020
Service Concession Arrangement	41,585.75	63,428.35
<b>Total</b>	<b>41,585.75</b>	<b>63,428.35</b>

## Note 15: Current Trade Payable

(₹ in Lakhs)

Particulars	As at March 31, 2021	As at March 31, 2020
Due to other than MSME parties		
- Related party	735.91	1,084.56
- Others	661.53	170.39
<b>Total</b>	<b>1,397.44</b>	<b>1,254.95</b>

**Note 15.1 :** As per the available records there is no suppliers/Service providers covered under Micro, Small Medium Enterprises Development Act, 2006. In view of this, information required to be disclosed u/s 22 of the said Act is not given.

## Note 16: Other Current Financial Liabilities

(₹ in Lakhs)

Particulars	As at March 31, 2021	As at March 31, 2020
Expenses Payables	6.78	142.72
Security Deducted From Contractors	396.13	411.30
Payable To Employee	120.37	109.65
<b>Total</b>	<b>523.28</b>	<b>663.67</b>

## Note 17: Other Current Liability

(₹ in Lakhs)

Particulars	As at March 31, 2021	As at March 31, 2020
Statutory Dues Payable	240.37	21.41
Mobilization advance from NHA	294.51	684.56
<b>Total</b>	<b>534.88</b>	<b>705.97</b>

## Note 18: Current Tax Liability

(₹ in Lakhs)

Particulars	As at March 31, 2021	As at March 31, 2020
Provision for Taxation	1,847.12	1,260.13
<b>Total</b>	<b>1,847.12</b>	<b>1,260.13</b>

## Note 19 : Long Term Provisions

(₹ in Lakhs)

Particulars	As at March 31, 2021	As at March 31, 2020
Provision for Gratuity	33.37	17.32
Provision for Leave Encashment	13.89	8.68
<b>Total</b>	<b>47.26</b>	<b>26.00</b>

## Note 20 : Short Term Provisions

(₹ in Lakhs)

Particulars	As at March 31, 2021	As at March 31, 2020
Provision for Gratuity	14.72	10.47
Provision for Leave Encashment	3.61	2.24
<b>Total</b>	<b>18.33</b>	<b>12.71</b>

*Rohit Vashishtha*

*Supriya*

*Lee*



PNC Kanpur Ayodhya Tollways Private Limited

CIN U45400DL2013PTC248507

Notes to financial statement as at and for the year ended March 31, 2021

**Note 21: Revenue From Operations**

(₹ in Lakhs)

Particulars	Year ended March 31, 2021	Year ended March 31, 2020
Contract Receipt	1,986.75	3,420.87
Toll Collection	41,475.03	37,447.22
<b>Total</b>	<b>43,461.78</b>	<b>40,868.09</b>

**Note 22: Other Income**

(₹ in Lakhs)

Particulars	Year ended March 31, 2021	Year ended March 31, 2020
Gain / (Loss) on redemption of Mutual Fund	489.22	698.74
Gain / (Loss) on Fair Valuation of Mutual Fund	(88.32)	35.44
Insurance Claim Rcvd	0.47	-
<b>Interest:</b>		
Interest on Income Tax Refund	0.69	-
Interest on Deposits	11.12	-
<b>Total</b>	<b>413.18</b>	<b>734.18</b>

*Rahul Kashishetty*  


*Shyamprakash*  


## Note 23: Employee Benefit Expenses

(₹ in Lakhs)

Particulars	Year ended March 31, 2021	Year ended March 31, 2020
Salaries and Wages	903.09	966.29
Contribution to EPF	37.89	35.86
Staff Welfare Expenses	0.70	0.33
<b>Total</b>	<b>941.68</b>	<b>1,002.48</b>

## Note 24: Finance Cost

(₹ in Lakhs)

Particulars	Year ended March 31, 2021	Year ended March 31, 2020
Payables- Service concession arrangements	5,381.74	7,273.03
<b>Total</b>	<b>5,381.74</b>	<b>7,273.03</b>

## Note 25: Depreciation and Amortization

(₹ in Lakhs)

Particulars	Year ended March 31, 2021	Year ended March 31, 2020
- Depreciation on Tangible Assets	17.15	22.84
- Amortization on Intangible Assets	17,811.94	16,342.33
<b>Total</b>	<b>17,829.09</b>	<b>16,365.17</b>

## Note 26 : Other Expenses

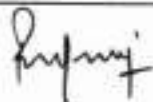
(₹ in Lakhs)

Particulars	Year ended March 31, 2021	Year ended March 31, 2020
Administrative Expense	217.05	155.15
Repair & Maintenance	19.55	9.69
Bank Charges	23.52	25.58
Rates & Taxes	496.95	416.16
Contract Paid*	5,794.99	6,654.48
Hire Charges	42.14	35.99
Auditor Remuneration**	0.50	0.50
Indirect expense	25.29	22.75
Concession Fee	0.00	0.00
Others	330.00	228.40
<b>Total</b>	<b>6,949.99</b>	<b>7,548.70</b>

\*Includes Rs. 5487.06 Lakh to Related Party

\*\*Auditor Remuneration includes

Particulars	Year ended March 31, 2021	Year ended March 31, 2020
Statutory Audit Fees	0.50	0.50
Others	-	-
<b>Total</b>	<b>0.50</b>	<b>0.50</b>


Note 27 : Tax Expense

A. Income Tax Expenses

(₹ in Lakhs)		
Particulars	Year ended March 31, 2021	Year ended March 31, 2020
<b>(a) Current tax</b>		
Current tax on profit for the period	1,847.12	1,260.13
MAT Credit Adjustment	-	49.13
Taxes for earlier years	4.70	(374.06)
<b>Total Current tax expense</b>	<b>1,851.82</b>	<b>935.21</b>
<b>(b) Deferred tax</b>		
Decrease/ (increase) in deferred tax assets	6,356.95	7,651.26
(Decrease)/ increase in deferred tax Liabilities	(5,212.55)	(6,417.04)
<b>Total Deferred Tax Expenses</b>	<b>1,144.40</b>	<b>1,234.22</b>
<b>Total Income tax Expense</b>	<b>2,996.22</b>	<b>2,169.43</b>

(B) Reconciliation of tax expense and accounting profit multiplied by India's tax rate:

(₹ in Lakhs)		
Particulars	Year ended March 31, 2021	Year ended March 31, 2020
Profit before tax	12,772.46	9,412.89
<b>Tax at Indian tax rate of 29.12% (F.Y. 2019-20-29.12%)</b>	<b>3,719.34</b>	<b>2,741.03</b>
Deffered tax created during the period	1,144.40	1,234.22
Tax exempt under section 80IA of Income Tax Act	(1,872.22)	(1,480.90)
Taxes for earlier years	4.70	(374.06)
MAT Credit Adjustment	-	49.13
<b>Total tax expenses as per profit and loss</b>	<b>2,996.22</b>	<b>2,169.43</b>





PNC Kanpur Ayodhya Tollways Private Limited

CIN U45400DL2013PTC248507

Notes to financial statement as at and for the year ended March 31, 2021

Note 28 : Earning Per Share

(₹ in Lakhs) (Except EPS)

Particulars	Year ended March 31, 2021	Year ended March 31, 2020
(a) Profit/(Loss) available to Equity Shareholders (Rs. in lakhs)	9,776.24	7,243.46
(b) Weighted Average number of Equity Shares	0.50	0.50
(c) Nominal value of Equity Shares (in Rs.)	10.00	10.00
(d) Basic and Diluted Earnings Per Share [(a)/(b)]	19,552.49	14,486.92

*Dahul Vishwakarma*  


*Supriya*  


Note 29 : Related party transactions

(A) List of related parties

(a) Holding Company

Sr. No.	Name	Type	Ownership Interest	
			As at March 31, 2021	As at March 31, 2020
1	PNC Infra Holdings Limited	Immediate holding	99.98%	99.98%

(B) Transactions between related parties

The following transactions were carried out with the related parties in the ordinary course of business.

(₹ in Lakhs)

Sr. No.	Nature of transaction	2020-21	2019-20
1	EPC Contract PNC infratech Limited	5,487.06	6,298.09
2	Other Related Parties		
	Sakshi Jain	22.80	16.00
	Anuj Jain	28.50	-
	Vaibhav Jain	28.50	22.50

(C) Balance Outstanding during the year

(₹ in Lakhs)

Sr. No.	Particulars	As at March 31, 2021	As at March 31, 2020
1	Amount Payable PNC infratech Limited	1,460.65	1,274.96
2	Mobilization Advance PNC infratech Limited	294.51	684.56

(D) Terms and Conditions

The transactions with the related parties are made on term equivalent to those that prevail in arm's length transactions. The assessment is under taken each financial year through examining the financial position of the related party and in the market in which the related party operates. Outstanding balances will be settled in cash,

*Dakul Vashistha*  


*Anuj Jain*  


Note 30 : Fair Value Measurement

Particulars	As at March 31, 2021			As at March 31, 2020		
	Amortised Cost	FVTPL	FVTOCI	Amortised Cost	FVTPL	FVTOCI
<b>Financial Asset</b>						
Investments	-	4,637.24	-	-	10,594.88	-
Trade Receivables	1,304.98	-	-	836.45	-	-
Security Deposits	10,013.28	-	-	513.25	-	-
Cash and Bank Balances	927.76	-	-	1,019.00	-	-
<b>Total Financial Assets</b>	<b>12,246.02</b>	<b>4,637.24</b>	-	<b>2,368.70</b>	<b>10,594.88</b>	-
<b>Financial Liabilities</b>						
Trade payables	42,983.19	-	-	64,683.30	-	-
Other Financial Liabilities	523.28	-	-	553.67	-	-
<b>Total Financial Liabilities</b>	<b>43,506.47</b>	-	-	<b>65,236.97</b>	-	-

(i) Fair Value Hierarchy

This section explains the judgements and estimates made in determining the fair values of the financial instruments that are measured at amortised cost and for which fair values are disclosed in financial statements. To provide an indication about the reliability of inputs used in determining fair values, the group has classified its financial instruments into three levels prescribed under the accounting standards.

The following table provides the fair value measurement hierarchy of Company's asset and liabilities, grouped into Level 1 to Level 3 as described below:-

Level 1: Quoted (unadjusted) market prices in active markets for identical assets or liabilities.

Level 2: Valuation techniques for which the lowest level input that is significant to the fair value measurement is directly or indirectly observable.

Level 3: Valuation techniques for which the lowest level input that is significant to the fair value measurement is unobservable.

Particulars	Carrying Value March 31, 2021	Fair Value Measurement using		
		Quoted price in Active Market (Level 1)	Significant observable Inputs (Level 2)	Significant unobservable Inputs (Level 3)
<b>(A) Financial Assets and Liabilities measured at amortised cost for which fair values are disclosed at March 31, 2021</b>				
(i) Financial Assets				
Investments	4,637.24	4,637.24	-	-
Trade Receivables	1,304.98	-	1,304.98	-
Security Deposits	10,013.28	-	10,013.28	-
<b>Total</b>	<b>15,955.50</b>	<b>4,637.24</b>	<b>11,318.28</b>	-
(ii) Financial Liabilities				
Trade Payable	42,983.19	-	42,983.19	-
<b>Total</b>	<b>42,983.19</b>	-	<b>42,983.19</b>	-



*Pankaj Vishishetla*  
*Sudhany Lee*

Note 30 : Fair Value Measurement

Particulars	Carrying Value March 31, 2020	Fair Value Measurement using		
		Quoted price in Active Market (Level 1)	Significant observable inputs (Level 2)	Significant unobservable inputs (Level 3)
(A) Financial Assets and Liabilities measured at amortized cost for which fair values are disclosed at March 31, 2020				
(i) Financial Assets				
Investments	10,594.88	10,594.88	-	-
Trade Receivables	836.45	-	836.45	-
Security Deposits	513.25	-	513.25	-
<b>Total</b>	<b>11,944.58</b>	<b>10,594.88</b>	<b>3,349.70</b>	<b>-</b>
(ii) Financial Liabilities				
Non Current borrowings	64,683.30	-	64,683.30	-
Trade Payable	-	-	-	-
<b>Total</b>	<b>64,683.30</b>	<b>-</b>	<b>64,683.30</b>	<b>-</b>

(ii) Valuation techniques used to determine Fair value

The Company maintains policies and procedures to value financial assets or financial liabilities using the best and most relevant data available. The fair values of the financial assets and liabilities are included at the amount that would be received to sell an asset or paid to transfer a liability in an orderly transaction between market participants at the measurement date.

Specific valuation technique used to value financial instrument includes:

> the fair value of financial assets and liabilities at amortised cost is determined using discounted cash flow analysis

The following method and assumptions are used to estimate fair values:

The Carrying amounts of trade payables, short term borrowings, cash and cash equivalents, short term deposits/retentions, expenses payable etc. are considered to be their fair value, due to their short term nature.

Long-term fixed-rate and variable-rate receivables / borrowings are evaluated by the Company based on parameters such as interest rates, specific country risk factors, credit risk and other risk characteristics. Fair borrowing fair value is determined by using the discounted cash flow (DCF) method using discount rate that reflects the issuer's borrowings rate. Risk of non-performance for the company is considered to be insignificant in valuation.

The fair value of trade receivables, security deposits and retentions are evaluated on parameters such as interest rate and other risk factors. Fair value is being determined by using the discounted cash flow (DCF)

Financial assets and liabilities measured at fair value and the carrying amount is the fair value.



Rahul Vashistha

Shymmi Lee

**Note 31 : FINANCIAL RISK MANAGEMENT**

The Company's principal Financial liabilities, other than derivatives, comprise borrowings, trade and other payables. The main purpose of these financial liabilities is to manage finances for the Company's operations. The Company principal financial asset includes loan , trade and other receivables, and cash and short-term deposits that arise directly from its operations.

The Company's activities are exposed to **market risk, credit risk and liquidity risk.**

**i. Market risk**

Market risk is the risk that the fair value or future cash flows of a financial instrument will fluctuate because of changes in market prices. Market prices comprise three types of risk: currency rate risk, interest rate risk and other price risks, such as equity price risk and commodity price risk. Financial instruments affected by market risk include loans and borrowings, deposits, investments, and derivative financial instruments.

The sensitivity of the relevant profit or loss item is the effect of the assumed changes in respective market risks.

**(a) Interest rate risk**

The company has no interest bearing loan outstanding at the end of current year and previous years. Thus, the company is not exposed to interest rate risk.

**(b) Foreign currency risk**

Foreign currency risk is the risk that the fair value or future cash flows of an exposure will fluctuate because of changes in foreign exchange rates. The Company does not operate internationally and as the Company has not obtained any foreign currency loans and also doesn't have any foreign currency trade payables and foreign receivables outstanding therefore, the company is not exposed to any foreign exchange risk.

**(c) Price Risk**

The company does not have any investments in equity and commodity at the current year end and previous year. Therefore the company is not exposed to price risk.

**ii. Credit risk**

Credit risk arises from the possibility that the counterparty will default on its contractual obligations resulting in financial loss to the company. To manage this, the Company periodically assesses the financial reliability of customers, taking into account the financial conditions, current economic trends, and analysis of historical bad debts and ageing of accounts receivable.

The Company considers the probability of default upon initial recognition of assets and whether there has been a significant increase in credit risk on an on going basis through each reporting period. To assess whether there is significant increase in credit risk, it considers reasonable and supportive forward looking information such as:

- (i) Actual or expected significant adverse changes in business.
- (ii) Actual or expected significant changes in the operating results of the counterparty.
- (iii) Financial or economic conditions that are expected to cause a significant change to the counterparty's ability to meet its obligation
- (iv) Significant increase in credit risk on other financial instruments of the same counterparty
- (v) significant changes in the value of collateral supporting the obligation or in the quality of third party guarantees or credit enhancements

The company's only source of revenue is from toll collection which is mostly collected in cash by company and only trade receivables that a company has are against the the grant to be received, which is a government authority ,therefore company is not exposed to any credit risk. Credit risk on cash and cash equivalents is limited as we generally invest in deposits with banks and financial institutions with high credit ratings assigned by international and domestic credit rating agencies.

  
*Rahul Vashishtha*

*Anurag Singh*



III. Liquidity Risk

Liquidity risk is defined as the risk that company will not be able to settle or meet its obligation on time or at a reasonable price. The Company's objective is to at all times maintain optimum levels of liquidity to meet its cash and collateral requirements. The Company's management is responsible for liquidity, funding as well as settlement management. In addition, processes and policies related to such risk are overseen by senior management. Management monitors the company's net liquidity position through rolling, forecast on the basis of expected cash flows.

The table below provides details regarding the remaining contractual maturities of financial liabilities at the reporting date based on contractual undiscounted payments:

As at March 31, 2021	Carrying Amount	On Demand	Less than One Year	More than one year and less than three year		Total
				More than one year	More than 3 Years	
Trade payables	42,983.19	-	30,964.44	12,018.76	-	42,983.19
Other Liabilities	523.28	-	523.28	-	-	523.28
<b>Total</b>	<b>43,506.47</b>	<b>-</b>	<b>31,487.72</b>	<b>12,018.76</b>	<b>-</b>	<b>43,506.47</b>

As at March 31, 2020	Carrying Amount	On Demand	Less than One Year	More than one year and less than three year		Total
				More than one year	More than 3 Years	
Trade payables	64,683.30	-	25,967.18	38,716.12	-	64,683.30
Other Liabilities	663.67	-	663.67	-	-	663.67
<b>Total</b>	<b>65,346.97</b>	<b>-</b>	<b>26,630.85</b>	<b>38,716.12</b>	<b>-</b>	<b>65,346.97</b>

Financing arrangements

The company does not have any undrawn borrowing facilities at the end of reporting period or previous periods.

*Pohal Vishwakarma*



*Supriya*

PNC Kanpur Ayodhya Tollways Private Limited  
CIN U45400DL2013PTC248507  
Notes to financial statement as at and for the year ended March 31, 2021

**Note 32 : Capital Management**

The primary objective of the Company's Capital Management is to maximize the shareholder value and also maintain an optimal capital structure to reduce cost of capital. In order to manage the capital structure, the Company may adjust the amount of dividend paid to shareholders, return on capital to shareholders, issue new shares or sell assets to reduce debts.

As of March 31, 2021, the company had only one class of equity shares and has no debt. Consequent to the above capital structure, there are no externally imposed capital requirements.

*Pahul Keshav*  


*Sanjay Kumar*

PNC Kanpur Ayodhya Tollways Private Limited

CIN U45400DL2013PTC248507

Notes to financial statement as at and for the year ended March 31, 2021

**Note 33 : Standards issued but not yet effective**

The standard issued, but not yet effective up to the date of issuance of the Company financial statements is disclosed below. The Company intends to adopt this standard when it becomes effective.

**Ind AS 115 Revenue from Contracts with Customers**

Ind AS 115 was issued in February 2015 and establishes a five step model to account for revenue arising from contracts with customers. Under Ind AS 115 revenue is recognised at an amount that reflects the consideration to which an entity expects to be entitled in exchange for transferring goods or services to a customer. The new revenue standard will supersede all current revenue recognition requirements under Ind AS. This standard will come into force from accounting period commencing on or after 1st April 2018. The Company will adopt the new standard on the required effective date. During the current year, the Company performed a preliminary assessment of Ind AS 115, which is subject to changes arising from a more detailed ongoing analysis.


**Amendment to Ind AS 7:**

In March 2017, the Ministry of Corporate Affairs issued the Companies (Indian Accounting Standards)(Amendments) Rules, 2017, notifying amendment to Ind AS 7, 'Statement of Cash Flows'. This amendment is in accordance with the recent amendment made by International Accounting Standards Board (IASB) to IAS 7. The amendments is applicable to the company from April 1, 2017

The amendment to Ind AS 7 requires the entities to provide disclosures that enable users of financial statements to evaluate changes in liabilities arising from financing activities, including both changes arising from cash flows and non-cash flow items, suggesting inclusion of a reconciliation between the opening and closing balances in the balance sheet for liabilities arising from financing activities, to meet the disclosure requirement. The company is evaluating the requirements of the amendment and the effect on the financial statements is being evaluated.

**Note 34 :** Previous year figures have been regrouped/ rearranged, wherever considered necessary to conform to current year's classification.

*Pahul Vashishtha*  


*Infant J*  


Note 35: Details of Employee Benefit Expenses

The disclosure required by IND AS -19 "Employee Benefits" are as under-


(a) **Defined Benefit Plan**

The liability for Employee gratuity is determined on actuarial valuation using projected unit credit method.  
 The obligations are as under:-

(₹ in Lakhs)

S. No.	Particulars	Gratuity	
		2020-21 31-03-2021	2019-20 31-03-2020
<b>A.</b>	<b>Change in defined benefit obligation</b>		
1.	Defined benefit obligation at beginning of period	52.67	55.95
2.	Service cost		
	a. Current service cost	10.23	8.16
	b. Past service cost	-	-
	c. (Gain) / loss on settlements	-	-
3.	Interest expenses	3.42	3.92
4.	Cash flows		
	a. Benefit payments from plan	-	-
	b. Benefit payments from employer	-	-
	c. Settlement payments from plan	-	-
	d. Settlement payments from employer	-	-
5.	Remeasurements		
	a. Effect of changes in demographic assumptions	-	(0.63)
	b. Effect of changes in financial assumptions	-	(5.52)
	c. Effect of experience adjustments	10.63	(9.20)
6.	Transfer In /Out		
	a. Transfer in	-	-
	b. Transfer out	-	-
7.	Defined benefit obligation at end of period	76.94	52.67
<b>B.</b>	<b>Change in fair value of plan assets</b>		
1.	Fair value of plan assets at beginning of period	24.89	21.93
2.	Interest income	1.75	1.64
3.	Cash flows		
	a. Total employer contributions		
	(i) Employer contributions	3.96	2.96
	(ii) Employer direct benefit payments	-	-
	(iii) Employer direct settlement payments	-	-
	b. Participant contributions	-	-
	c. Benefit payments from plan assets	-	-
	d. Benefit payments from employer	-	-
	e. Settlement payments from plan assets	-	-
	f. Settlement payments from employer	-	-
4.	Remeasurements		
	a. Return on plan assets (excluding interest income)	(1.75)	(1.64)
5.	Transfer In /Out		
	a. Transfer in	-	-
	b. Transfer out	-	-
6.	Fair value of plan assets at end of period	28.85	24.89
<b>C.</b>	<b>Amounts recognized in the Balance Sheet</b>		
1.	Defined benefit obligation	76.94	52.67
2.	Fair value of plan assets	(28.85)	(24.89)
3.	Funded status	48.10	27.78
4.	Effect of asset ceiling	-	-
5.	Net defined benefit liability (asset)	48.10	27.78

*Dehul Vashishtha*  


*Pradyumn Singh*  


## Note 35: Details of Employee Benefit Expenses

The disclosure required by IND AS -19 "Employee Benefits" are as under-

## (a) Defined Benefit Plan

The Liability for Employee gratuity is determined on actuarial valuation using projected unit credit method.

The obligations are as under:-

(₹ in Lakhs)

S. No.	Particulars	Gratuity	
		2020-21 31-03-2021	2019-20 31-03-2020
<b>D</b>	<b>Components of defined benefit cost</b>		
1.	Service cost		
	a. Current service cost	10.23	8.16
	b. Past service cost	-	-
	c. (Gain) / loss on settlements	-	-
	d. Total service cost	10.23	8.16
2.	Net interest cost		
	a. Interest expense on DBO	3.42	3.92
	b. Interest (income) on plan assets	1.75	1.64
	c. Interest expense on effect of (asset ceiling)	-	-
	d. Total net interest cost	1.68	2.28
3.	Remeasurements (recognized in OCI)		
	a. Effect of changes in demographic assumptions	-	(0.63)
	b. Effect of changes in financial assumptions	-	(5.52)
	c. Effect of experience adjustments	10.63	(9.20)
	d. (Return) on plan assets (excluding interest income) *	(1.75)	(1.64)
	e. Changes in asset ceiling (excluding interest income)	-	-
	f. Total remeasurements included in OCI	12.37	(13.72)
4.	Total defined benefit cost recognized in P&L and OCI	24.28	(3.28)
<b>E.</b>	<b>Re-measurement</b>	<b>31-03-2021</b>	<b>31-03-2020</b>
	a. Actuarial Loss/(Gain) on DBO	10.63	(15.36)
	b. Returns above Interest Income	(1.75)	(1.64)
	c. Change in Asset ceiling	-	-
	Total Re-measurements (OCI)	12.37	(13.72)
<b>F.</b>	<b>Employer Expense (P&amp;L)</b>	<b>31-03-2021</b>	<b>31-03-2020</b>
	a. Current Service Cost	10.23	8.16
	b. Interest Cost on net DBO	1.68	2.28
	c. Past Service Cost	-	-
	d. Total P&L Expenses	11.90	10.44
<b>G.</b>	<b>Net defined benefit liability (asset) reconciliation</b>	<b>31-03-2021</b>	<b>31-03-2020</b>
1.	Net defined benefit liability (asset)	27.78	34.02
2.	Defined benefit cost included in P&L	11.90	10.44
3.	Total remeasurements included in OCI	12.37	(13.72)
4.	a. Employer contributions	(3.96)	(2.95)
	b. Employer direct benefit payments	-	-
	c. Employer direct settlement payments	-	-
5.	Net transfer	-	-
6.	Net defined benefit liability (asset) as of end of period	48.10	27.78
<b>H.</b>	<b>Reconciliation of OCI (Re-measurement)</b>	<b>31-03-2021</b>	<b>31-03-2020</b>
1.	Recognised in OCI at the beginning of period	(13.02)	0.69
2.	Recognised in OCI during the period	12.37	(13.72)
3.	Recognised in OCI at the end of the period	(0.65)	(13.02)

*Pankaj Vashistha*



*Pranay Singh*

PNC Kanpur Ayodhya Tollways Private Limited

CIN U45400DL2013PTC248507

Notes to financial statement as at and for the year ended March 31, 2021

**Note 35: Details of Employee Benefit Expenses**

The disclosure required by IND AS -19 "Employee Benefits" are as under:-

**(a) Defined Benefit Plan**

The Liability for Employee gratuity is determined on actuarial valuation using projected unit credit method.

The obligations are as under:-

(₹ in Lakhs)

S. No.	Particulars	Gratuity	
		2020-21	2019-20
1.	<b>Sensitivity analysis - DBO end of Period</b>	<b>31-03-2021</b>	<b>31-03-2020</b>
1.	Discount rate +100 basis points	74.51	50.98
2.	Discount rate -100 basis points	79.55	54.48
3.	Salary Increase Rate +1%	79.19	54.23
4.	Salary Increase Rate -1%	74.81	51.18
5.	Attrition Rate +1%	76.83	52.55
6.	Attrition Rate -1%	77.05	52.78
1.	<b>Significant actuarial assumptions</b>	<b>31-03-2021</b>	<b>31-03-2020</b>
1.	Discount rate Current Year	6.50%	6.50%
2.	Discount rate Previous Year	7.00%	7.00%
3.	Salary increase rate	5.00%	5.00%
4.	Attrition Rate	25.00%	25.00%
5.	Retirement Age	60	60
6.	Pre-retirement mortality	IALM (2012-14)	IALM (2012-14)
7.	Disability	Ultimate	Ultimate
		Nil	Nil

*Deepak Singh*

*Deepak Singh*



**Note 36: Details of Employee Benefit Expenses**

The disclosure required by IND AS -19 "Employee Benefits" are as under:-

**(a) Defined Benefit Plan**

The Liability for Employee Leave encashment is determined on actuarial valuation using projected unit credit method.

The obligations are as under:-

S. No.	Particulars	Leave Encashment	
		(₹ in Lakhs)	
		2020-21	2019-20
<b>A. Change in defined benefit obligation</b>	<b>31-03-2021</b>	<b>31-03-2020</b>	
1. Defined benefit obligation at beginning of period	10.94	21.57	
2. Service cost			
a. Current service cost	3.33	1.03	
b. Past service cost	-	-	
c. (Gain) / loss on settlements	-	-	
3. Interest expenses	0.71	1.51	
4. Cash flows			
a. Benefit payments from plan	-	-	
b. Benefit payments from employer	-	-	
c. Settlement payments from plan	-	-	
d. Settlement payments from employer	-	-	
5. Remeasurements			
a. Effect of changes in demographic assumptions	-	0.13	
b. Effect of changes in financial assumptions	-	(1.13)	
c. Effect of experience adjustments	2.53	(12.17)	
6. Transfer In /Out			
a. Transfer in	-	-	
b. Transfer out	-	-	
7. Defined benefit obligation at end of period	17.51	10.94	
<b>B. Change in fair value of plan assets</b>	<b>31-03-2021</b>	<b>31-03-2020</b>	
1. Fair value of plan assets at beginning of period	-	-	
2. Interest income	-	-	
3. Cash flows			
a. Total employer contributions			
(i) Employer contributions	-	-	
(ii) Employer direct benefit payments	-	-	
(iii) Employer direct settlement payments	-	-	
b. Participant contributions	-	-	
c. Benefit payments from plan assets	-	-	
d. Benefit payments from employer	-	-	
e. Settlement payments from plan assets	-	-	
f. Settlement payments from employer	-	-	
4. Remeasurements			
a. Return on plan assets (excluding interest income)	-	-	
5. Transfer In /Out			
a. Transfer in	-	-	
b. Transfer out	-	-	
6. Fair value of plan assets at end of period	-	-	
<b>C. Amounts recognized in the Balance Sheet</b>	<b>31-03-2021</b>	<b>31-03-2020</b>	
1. Defined benefit obligation	17.51	10.94	
2. Fair value of plan assets			
3. Funded status	17.51	10.94	
4. Effect of asset ceiling	-	-	
5. Net defined benefit liability (asset)	17.51	10.94	

*Pankaj Kumar*



*Pankaj Kumar*

**Note 36: Details of Employee Benefit Expenses**

The disclosure required by IND AS -19 "Employee Benefits" are as under:-

**(a) Defined Benefit Plan**

The Liability for Employee Leave encashment is determined on actuarial valuation using projected unit credit method.

The obligations are as under:-

		( ₹ in Lakhs)	
S. No.	Particulars	Leave Encashment	
		2020-21	2019-20
<b>D.</b>	<b>Components of defined benefit cost</b>	<b>31-03-2021</b>	<b>31-03-2020</b>
1.	Service cost		
	a. Current service cost	3.33	1.03
	b. Past service cost	-	-
	c. (Gain) / loss on settlements	-	-
	d. Total service cost	3.33	1.03
2.	Net interest cost		
	a. Interest expense on DBO	0.71	1.51
	b. Interest (income) on plan assets	-	-
	c. Interest expense on effect of (asset ceiling)	-	-
	d. Total net interest cost	0.71	1.51
3.	Remeasurements (recognized in OCI)		
	a. Effect of changes in demographic assumptions	-	0.13
	b. Effect of changes in financial assumptions	-	(1.13)
	c. Effect of experience adjustments	2.53	(32.17)
	d. (Return) on plan assets (excluding interest income)	-	-
	e. Changes in asset ceiling (excluding interest income)	-	-
	f. Total remeasurements included in OCI	2.53	(13.17)
4.	Total defined benefit cost recognized in P&L and OCI	<b>6.57</b>	<b>(10.63)</b>
<b>E.</b>	<b>Re-measurement</b>	<b>31-03-2021</b>	<b>31-03-2020</b>
	a. Actuarial Loss/(Gain) on DBO	2.53	(13.17)
	b. Returns above Interest Income	-	-
	c. Change in Asset ceiling	-	-
	Total Re-measurements (OCI)	<b>2.53</b>	<b>(13.17)</b>
<b>F.</b>	<b>Employer Expense (P&amp;L)</b>	<b>31-03-2021</b>	<b>31-03-2020</b>
	a. Current Service Cost	3.33	1.03
	b. Interest Cost on net DBO	0.71	1.51
	c. Past Service Cost	-	-
	d. Total P&L Expenses	<b>6.57</b>	<b>(10.63)</b>
<b>G.</b>	<b>Net defined benefit liability (asset) reconciliation</b>	<b>31-03-2021</b>	<b>31-03-2020</b>
1.	Net defined benefit liability (asset)	10.94	21.57
2.	Defined benefit cost included in P&L	6.57	(10.63)
3.	Total remeasurements included in OCI	-	-
4.	a. Employer contributions	-	-
	b. Employer direct benefit payments	-	-
	c. Employer direct settlement payments	-	-
5.	Net transfer	-	-
6.	Net defined benefit liability (asset) as of end of period	<b>17.51</b>	<b>10.94</b>

*Chaturvedi*



*Pranav J. Singh*



**Note 36: Details of Employee Benefit Expenses**

The disclosure required by IND AS -19 "Employee Benefits" are as under:-

**(a) Defined Benefit Plan**

The Liability for Employee Leave encashment is determined on actuarial valuation using projected unit credit method.

The obligations are as under:-

		(₹ in Lakhs)	
S. No.	Particulars	Leave Encashment	
		2020-21	2019-20
<b>H.</b>	<b>Sensitivity analysis - DBD end of Period</b>	<b>31-03-2021</b>	<b>31-03-2020</b>
1.	Discount rate +100 basis points	16.99	10.62
2.	Discount rate -100 basis points	18.06	11.28
3.	Salary Increase Rate +1%	17.97	11.23
4.	Salary Increase Rate -1%	17.06	10.66
5.	Attrition Rate +1%	17.54	10.96
6.	Attrition Rate -1%	17.46	10.91
<b>I.</b>	<b>Significant actuarial assumptions</b>	<b>31-03-2021</b>	<b>31-03-2020</b>
1.	Discount rate Current Year	6.50%	6.50%
2.	Discount rate Previous Year	7.00%	7.00%
3.	Salary increase rate	5.00%	5.00%
4.	Attrition Rate	25.00%	25.00%
5.	Retirement Age	60	60
		IALM(2012-14)	IALM(2012-14)
6.	Pre-retirement mortality	Ultimate	Ultimate
7.	Disability	Nil	Nil

*Rahul Chandra*



*Deep Singh*